



# PEDDLER FREIGHT

Division 1 - MCR - NMRA

Akron - Canton - Youngstown Division

Serving Carroll, Columbiana, Harrison, Mahoning, Portage, Stark,  
Summit, Trumbull, Tuscarawas and Wayne Counties

[WWW.DIV1-MCR-NMRA.ORG](http://WWW.DIV1-MCR-NMRA.ORG)

Volume 22 - Issue 5

February 2015

## SUPERINTENDENT'S MESSAGE

The Division's laser cut wood structure kit of Jaite flagstop station and freight house is progressing very well. I want to extend a special thanks to Matt Woods and Gary Kohler for working on this important project for us. If you were at the last meeting, you can see that the kit is progressing along nicely. Great job guys, keep up the good work!



Although it is not an election year for our division, there are two ballots that regular members and life members have to vote on currently. The first is an election of officers for the Mid-Central Region. The ballot for this vote will be included in your mailed copy of the Kingpin. Please follow the instructions on the ballot.


Secondly, there is a 2015 NMRA Worldwide ballot for regular members and life members to complete. This ballot will be included in your copy of the NMRA magazine. Please note, the ballot section pulls out of the magazine easily. Please follow the instructions on the ballot.

With all of this election of officers in mind, please consider running for a division office in 2016. Both Jim Peters and I will be at our term limits. Think about it.

This month we will be returning to the Zion Lutheran Church in Wooster, OH. See you there.

Randy Dettmer, Superintendent  
Division 1, MCR, NMRA

### Achievement Program



Does your layout cover 8 sq. ft.? Do you have at least five structures? You are on your way to getting the Golden Spike Award. Visit the NMRA website or contact me if you want more details! Who is next to earn the award? Guess whose layout? This guy should earn the Golden Spike award!



Jim Peters, AP Chair

**SUPPORTING THE PEDDLER FREIGHT FOR THE 8<sup>TH</sup> YEAR.**

## The Whistle Stop Hobby Shop

Trains Plastic Models Remote Control

Kevin M. Hess 2146 Front Street  
Owner Cuyahoga Falls, OH 44221  
(330) 928-8984

whistlestophobbies@sbcglobal.net

“parking in the rear”



**SUPPORTING THE PEDDLER FREIGHT FOR THE 5<sup>TH</sup> YEAR.**



# ROB'S TRAINS

333 East Main St.  
Alliance, Ohio 44601  
(330) 823-7222

Tues., Thur., Fri. Noon - 8 p.m.  
Sat. 10 a.m. - 3 p.m.

e-mail: [robstrains@roadrunner.com](mailto:robstrains@roadrunner.com)  
Web site: [www.robstrains.com](http://www.robstrains.com)

**SUPPORTING THE PEDDLER FREIGHT FOR THE 3<sup>RD</sup> YEAR**

Carol Ann Bonk, ABR, GRI  
REALTOR®

Cell: 330-936-9752  
Office: 330-433-6015  
Fax: 330-875-1179  
[CarolAnnBonk@kw.com](mailto:CarolAnnBonk@kw.com)

  
**KELLER WILLIAMS**  
LEGACY GROUP REALTY

4580 Stephen Circle, N.W., Suite 100, Canton, OH 44718



Let Carol help you find that perfect  
spare room, 3 car garage, or

**NEW TO THE PEDDLER FREIGHT.**

# MAIL POUCH TOBACCO

Background Quality  
Printed Paper Barn  
Kits N•HO•O Scale

Ray Lora 1869 Whinnery Rd Salem Ohio 44460  
[rayandtwi@yahoo.com](mailto:rayandtwi@yahoo.com) 330-332-5035

**SUPPORTING THE PEDDLER FREIGHT FOR THE 2<sup>ND</sup> YEAR.**



MICHAEL L. BRADLEY  
LUTCF, CISR



BRADLEY INSURANCE  
AGENCY

851 W. Main St.  
Ravenna, OH 44266

Phone: (330) 296-7622  
Fax: (330) 296-7672

[www.mbradley.com](http://www.mbradley.com)

Business ads are available.

Contact: David Hazlett  
330-434-4565  
or  
[dhazlett1@neo.rr.com](mailto:dhazlett1@neo.rr.com)

THESE HOBBY DEALERS SUPPORT THE  
PEDDLER FREIGHT WITH THEIR ADS.  
BE SURE TO SUPPORT  
THEM!

## THIS MONTH'S MEETING SUNDAY, February 15<sup>th</sup>

This month's meeting will be hosted by Karl Emler and will be held at the Zion Lutheran Church, 302 North Market Street, Wooster, OH 44691.

The meeting will begin at 2 pm.

Karl will provide coffee, tea and soft drinks.

You are asked to bring snacks, etc. to share with the group.

### **PLEASE DO NOT ARRIVE BEFORE 1:30 PM.**

A Flea Market table will be available.

**DIRECTIONS:** Zion Lutheran Church, 302 North Market Street, Wooster, OH 44691  
The Church sits on the corner of North Market Street and Larwill Street. Larwill Street is a one way street running East to West with limited parking on the street.

**Everyone coming in from the North or Northeast (St Rt 83, 3, or 585)** will hit BOWMAN Street and then take Bever Street south three blocks until you reach Larwill, turn right. You will see the Church ahead of you one block away. The best place to park is behind the Church utilizing our East parking lot adjacent to Larwill Street.

**For those folks coming in from US route 30 East**, just get off at the Bever Street Rt 250 ramp and turn right going under the old PRR (NS) railway bridge. Take Bever Street north 5 blocks until you reach Larwill and then turn left. Once again you will see the Church or Churches ahead of you. The best entrance to the assembly room is from ground level utilizing one of the Larwill entrances. A door will be marked and open for everyone's use.

If all else fails, use your electronic path finding device using the street address. See you on 2/15/2015 at 2:00 PM.

A map is on Page 4.

Karl Emler

---

### Clinic Report

I was feeling a bit under the weather and did not want to cough on everyone, so sorry I missed out on yet another clinic! I heard it was quite good. Thank you Joe Urbanski for you clinic on 2<sup>nd</sup> Generation Diesels. Do you recognize the diesel in the photo?

I also heard we got a preview of the upcoming clinic by Matt Woods in Wooster. Matt will be sharing techniques on *Weathering Locos and Rolling Stock*. Sounds like fun!

In the meantime, we have

March – *Building the City of Boring* by Steve Zapytowski in Sebring

April – Covered Hoppers by Randy Dettmer at Rob's Trains

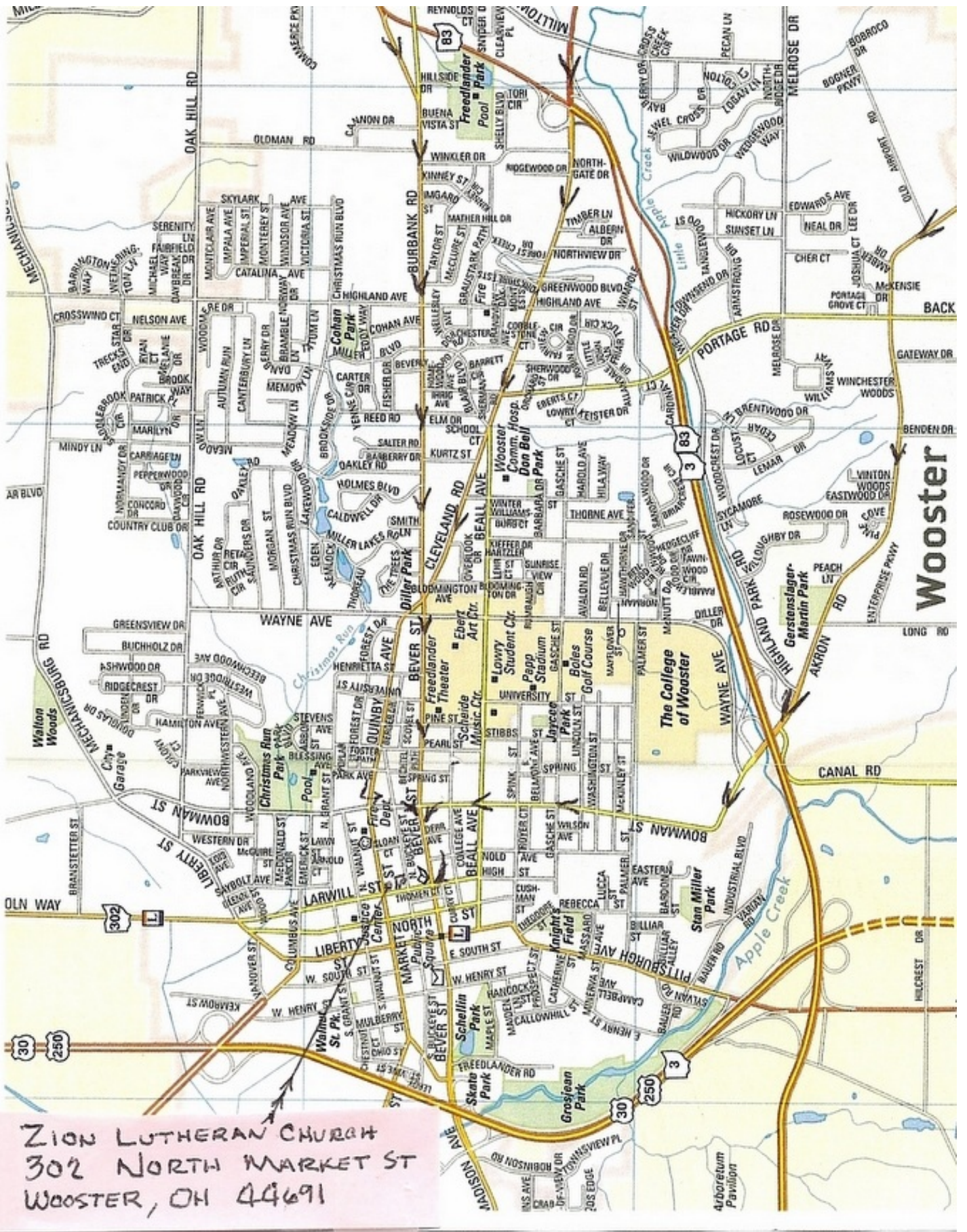
May – Card Modeling by Paul Chapple at Mike Bradley's.

June – AP Certificates: Electric by Jim Peters at Larry Brown's in Ravenna.



I have an empty slate for next year's clinics. Be the first one to sign up for next year and...I will buy you a cup of Joe.

Jim Peters, Clinic Chair



ZION LUTHERAN CHURCH  
302 NORTH MARKET ST  
WOOSTER, OH 44691

## N SCALE REPORT

In planning your model rail activities you should put May 14-17, 2015 on your calendar for two reasons. First, the 7<sup>th</sup> Ohio N-Scale weekend (15-17) will again be held in Hilliard, Ohio and second, the Mid-Central regional in Lexington, KY the same weekend (14-17), also August 21-23.

Event schedule, Lodging, Participant and Dealers forms for the 7<sup>th</sup> Ohio N-Scale Weekend can be found at [www.centralohiontrak.org](http://www.centralohiontrak.org). The Ohio weekend is the place to find fantastic deals and unusual kits, models, and modules. The last time Division 10 held a regional convention it was called the "Thoroughbred Express" (2001) in Louisville, KY. It was extremely well done and very enjoyable. Based upon the January Kingpin it appears that the "Thoroughbred Limited" regional to be held this May 14-17, 2015 will be another great event. Having visited the Lexington area a number of times, the planned tours should be interesting along with the clinics and operating sessions. If you have not attended a regional convention you may want to try this one. Further, if you leave Lexington very early on Sunday morning, you may be able to stop at the Ohio N-Scale weekend before it closes at 3:00PM for bargains.

It is unfortunate for N-Scalers that the heavy involvement by "KSONS" (Kentuckiana Society of N Scalers) in the "Express" is not part of the "Limited", although there are 2 self-guided N-Scale tours. You can contact Paul (organizer) for KSONS at [pauljdowns@mac.com](mailto:pauljdowns@mac.com) and possibly setup a visit to one of the KSONS layout on your way to Lexington.

Also mark your calendars for the Bedford, PA N-Scale weekend, August 21-23, 2015, to touch base with some of the East Coast modelers and vendors.

Don Bonk



### Train Shows and Open Houses – February thru March

#### February 14 & 15

##### Ann Arbor Model Railroad Club Show

**10 AM – 4 PM**

Saline Middle School, 7190 N Maple Rd, Saline, OH  
\$6 admission, children 10 & under are free with adult

#### February 28

##### Train Collectors Association Spring Train Meet

**10 AM – 3 PM**

UAW Hall, 5615 Chevrolet Blvd, Parma, OH  
\$6 admission

#### March 8

##### Toy Train & Model Railroad Flea Market

**10 AM – 3:30 PM**

McMenamy's Banquet Hall, 325 Youngstown-Warren Rd  
Niles, OH \$5 admission

#### March 14 & 15

##### Railfest 2015 – 10 AM – 4 PM

Lakeland Community College, State Route 306, Kirtland,  
OH

\$7 admission; \$12 two day pass; \$12 family

#### March 19, 20, 21

##### 23<sup>rd</sup> Annual Canfield Scale Train Show

Greenford Space Center, 7600 W South Range Rd, Salem,  
OH

\$12 one day admission; \$20 two day with advanced  
registration for more information contact  
Gary Kohler at 330-719-0264 or [m2fq@aol.com](mailto:m2fq@aol.com)

#### March 22

##### Greater Wayne County Train & Toy Show

**10 AM – 4 PM**

Buckeye Event Center, 624 Henry St, Dalton, OH  
\$5 admission, children 12 and under free



### DIVISION 1 MEETINGS 2014-2015

February 15 - Karl Emler - Wooster  
March 29 - Sebring Model Railroad Club,  
Sebring  
April 19 - Rob's Trains Hobby Shop, Alliance  
May 17 - Mike Bradley, Rootstown  
June 21 - Larry Brown, Ravenna

# Tales of a Shay: From Wreck to Reincarnation

## Part 2: Engine Mount, Universal Drive Shafts

By Steve Zapytowski

As work on the new Shay continued a few things came to light. As a result this installment will be limited to the engine mount and the rebuilding of the universal drive shafts. The engine needs a spacer block to hold the engine at the right depth below the frame and, while not difficult a task, it was tedious. The spacer was cut from a small block of brass using hand saws. Then it was filed to the proper thickness and width (see Figure 3). The diagonal slot in the spacer was made with a jeweler's saw and then filed into its final shape. This slot accommodates a worm that extends down diagonally from the frame deck to engage the crank shaft gear at the bottom of the engine.




Figure 3: A spacer block was made to hold the engine the proper distance beneath the frame deck.

When making small parts, it's much easier to work at the end of a much larger piece. This practice employs the concept of "sacrificial material" that is cut away after the desired part is finished. Larger pieces are much easier to hold, clamp, and manipulate than a small part only a tiny fraction of an inch long (Figure 4). Here (Figures 5, 6, 7, 8 & 9) is the process I used for making the pivoting ends of two universal sleeve couplings.

Figure 4: A 0.032" diameter hole was drilled in the end of a piece of 3/32" square brass tube. The hole was piloted with a #80 drill, then a #76 drill, and finished with a #67 drill.




Figure 5: Using a rat tail file the square sides of the tube were rounded slightly on both sides of the hole.



Figure 6: The sides of the square tube were cut down to the base of the rounded notches using a jeweler's saw. The unwanted sides were bent outward and cut away. The resulting opening was then filed smooth.





Figure 7: The sides of the coupling were then spread apart and made parallel using square nosed pliers. The opening between the sides was made to match the width of the original parts.

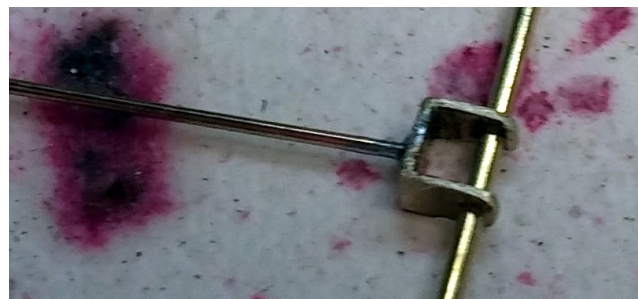


*Note: When drilling small holes mark their centers with a center punch and then pilot the hole with smaller bits. Don't drill the finished size holes first. If you do so, the center of the hole is more apt to migrate during drilling. A small drill press is also useful to ensure that the holes are drilled perpendicular to the piece. I used the Dremel Workstation drill press for this operation.*

Figure 8: The universal end of the square shaft was made in a similar manner as the sleeve coupling. Here is a finished vertical hole of 0.020" in diameter with a horizontal hole of 0.032". Both holes extend through both walls of the square tube. The scribed line marking the finished width of the piece is visible in the photo.



Figure 9: Here is the finished piece after the square tube was cut to length and filed into its finished shape.



When installing these new parts into the coupling rings, first dimple the center of both ends of the shafts in the ring with a center punch in preparation for drilling out the old shafts. Don't tap the center punch with a hammer; just press it into the brass. The metal is soft enough that a depression sufficient to start #80 drill is created. Once the hole is piloted, use successively larger drills until the old shaft is drilled through and removed. This operation must be done by hand, as a power drill spinning a bit very quickly can cause massive damage just as quickly if there is a slip. I urge patience during this operation.

In Figure 10 two pieces of 0.032" solid brass rod were inserted through the coupling ring and into the end of the universal end of the square shaft. With a great deal of care, the new shaft pieces were soldered into place, cut to length, and then lightly filed to blend their ends into the coupling ring.

In Figure 11 a #76 drill was used to drill out the center of a piece of 0.060" styrene. Again, the end of the part was dimpled in its center with a center punch. This shape sleeves nicely into the 3/32" square brass tube used for the sleeve couplings.




Figure 10

*Note: Only one of the two shafts involved runs all the way through the coupling ring. The second shaft is in two parts, thus leaving a gap in the center of the coupling ring allowing for the first shaft's location.*




Figure 11

After sliding the square shaft most of the way down the 0.020" pin in the universal end of the assembly, a bit of CA adhesive was applied before the shaft was pushed into its final position. See Figure 12.

In Figure 13 the engine and the rear truck of the new Shay #6 sport their three new universals.




Figure 12




Figure 13

Having completed the universal drive shafts in this installment, the gearing of this model will come in the next segment. To be continued...

## MODULE GROUP

Thanks to David Hazlett, we had an op session for NMRA kids that are "Student Members". This was a wonderful time to let them learn about operating a large layout. Do your part, get your kids involved and enroll them as "Student Members". They will hopefully help our division membership and become leaders for the future.

We will show our modules, NTRAK and HO, at the Buckeye Event Center in Dalton on Sunday, 3/22/ 2015. We will set up on Saturday, 3/21/ 2015, starting at 5:00 PM. Please advise me if you will participate. Everyone is invited to operate and help with the layout. The last Dalton Show went off beautifully, and everyone did a good job.

The Summit County Richfield library has requested that we set up a model train show during the March spring break for the local universities and schools. They are promoting railroads and transportation during this event. We will set up Tuesday, March 31, 2015, and tear down Thursday, April 3, 2015. I will advise the location address and the starting time, in the next newsletter and by email. This show will come on the heels of the Dalton Show and may present problems with manning the modules during the week. There will be five HO straight modules, one corner and both loop ends. The NTRAK group is working on a small 4' x 6' layout to show, also. Let Don Bonk know if you can help. A pdf of the layout will be sent with the email. We need brochures and literature for distribution during this show.

Bob Ashley, Jr. and Jim Williams are working on a date to start adding Tortoise switch machines to the left end passenger modules. We also have some minor problems with the curved turnouts on the right end industrial modules. It may be necessary to hand lay a new turnout. We experienced derailing, at NTS 2014, of long wheelbase steam locomotives, due to the tighter curvature at the switch points. We will advise by email and will need your help to complete these projects.

Please advise me if you have made any changes to your wiring or track layout. We must not hook up any wiring to the layout until it has been tested for shorts. I have a meter that will test the CAT-5 wiring harness, and we can setup the power control box with your module(s) to test for shorts in the track. We have lost many hours at previous shows trying to find a problem. It is time to get smart and find the problem before the show. **Do not test any DCC equipment by powering the track using 12 volts DC.** Reversing units and command stations can be seriously damaged.

The Division portion of the 50-50 raffle is placed in the module fund. This fund is shared with the HO and Ntrak groups as needed for division owned equipment. Privately owned modules and equipment are the responsibility of the owner. All request for funds are to be presented to the Module Chairman.

Let's try to be generous and spend \$5.00 for six 50-50 raffle tickets instead of \$1.00 for one ticket. Your help in funding the Module Group is appreciated.

Bob Ashley, Sr., Module Chairman, 330-644-4778 or [rashleysr@msn.com](mailto:rashleysr@msn.com)  
Jim Williams, Asst. Module Chairman, 330-966-5477 or [jamestwilliams46@yahoo.com](mailto:jamestwilliams46@yahoo.com)




### Members Report Feb 2015 The Membership now stands at 147.

#### Renewals & Re-Rails

Martin Adkins Don Avila Larry Brown  
Janice Brown Bruce Hukill Norman Robinson  
Greg Rufo Sanford Sexton Bob Theriault  
Brian Welch Debra Welch

Special thanks to all those for renewing.





# DIVISION 1 CONTEST

## CURRENT STANDINGS

### STANDARD KIT

Mike Bradley - 10 pts  
David Hazlett - 2 pts

### CRAFTSMAN KIT

Don Avila - 3 pts  
Jim Williams - 2 pts  
Matt Woods - 2 pts  
Steve Zapatowski - 2 pts

### KIT-BASHED

Mike Bradley - 12 pts  
Josh Cohen - 5 pts  
Matt Woods - 3 pts  
Jim Williams - 2 pts

### SCRATCH-BUILT

Matt Woods - 4 pts  
Steve Zapytowski - 3 pts

## STANDARD KIT

1<sup>st</sup> Place  
Mike Bradley



2<sup>nd</sup> Place  
Mike Bradley



## KIT-BASHED

1<sup>st</sup> Place  
Mike Bradley



2<sup>nd</sup> Place - Matt Woods



3<sup>rd</sup> Place - Jim Williams



Show - Josh Cohen

## CRAFTSMAN KIT



1<sup>st</sup> Place - Matt Woods

### CONTEST TOPICS FOR 2014-2015

February - 1<sup>st</sup> & 2<sup>nd</sup> Generation Locos  
March - Steel Cars  
April - Large Grain Hoppers (45 ft +)  
May - Depots (Passenger or Freight)

Division 1, MCR, NMRA Minutes  
January 18, 2015  
Host: Dale Kuchenbecker - Ravenna, OH

- A. Welcome:** The meeting was called to order at 2:00 pm. Superintendent Randy Dettmer thanked Dale Kuchenbecker for hosting the meeting. Today's contest is snow fighting equipment. February's contest will be 1<sup>st</sup> and 2<sup>nd</sup> generation diesels. Superintendent Dittmer states today is reflection moment for Division 1. Ten years ago at the January 2005 meeting there were only 6 members in attendance.
- B. Minutes:** A motion and a second to approve the November 2014 minutes as printed in the Peddler Freight. The motion passed.
- C. Treasurer:** Report given by Treasurer Mike Bradley. As of January 1, 2015 the balance in our PNC account is \$11,491.51. A motion and a second to accept Treasurer's report subject to audit. Motion passed.
- D. Membership:** Larry Brown reports we currently have 147 members.
- E. Committee Reports:**
1. **Clinics** – No clinic today. There will be a slide show by Joe Urbanski.
  2. **AP** – Nothing to report.
  3. **Peddler Freight** – Report by David Hazlett. The cost for printing and mailing the January 2015 edition is \$99.14. We had \$20.00 in coupons and discounts. Members are encouraged to take the Peddler Freight via email instead of a printed copy. The next issue will be February 2015.
  4. **Scale Update** – Don Bonk reports there are good sales for N scale online.
  5. **Modules** – Report by Bob Ashley Sr. The next module showing is the Dalton Show on Sunday, March 22, 2015. Module set up will be on Saturday, March 21, 2015 starting at 5 PM. Help will be needed to setup the modules at the Summit County Richfield Library on Tuesday, March 31, 2015 and tear them down on Thursday, April 2, 2015.
  6. **Web Site** – An overview of the current web site was presented by Jim Williams.
  7. **Apparel** – Two (2) sweat shirts and one (1) tee shirt are available for immediate purchase.
- F. Meetings:**
1. February 15, 2015 – Zion Lutheran Church – Wooster, OH
  2. March 29, 2015 – Sebring Model Railroad Club – Sebring, OH
  3. April 19, 2015 – Rob's Trains – Alliance, OH
  4. May 17, 2015 – Mike Bradley – Rootstown, OH
  5. June 21, 2015 – Larry Brown – Ravenna, OH
- G. Old Business:**
1. 2014 Convention – The final payment of \$2293.16 has been received with a proviso. If more sales tax is owed, we may need to return some money to the State. The amount of \$2293.16 will be held in escrow till January 2016.
  2. Fund Raising Project – Matt woods gave an update on the Jaite station/freight house laser kit project. The models are cut and ready to be packaged. Some detail parts will be 3D printed.
- H. New Business**
1. Sales Tax – The process has started to get a Transient Vendor License for Ohio. The filing fee is \$25.00.
  2. Web Site – Jim Williams is currently working to keep the web site updated. It is somewhat difficult to work with at times not being a programmer. Steve Zapytowski is looking into Wix.com and Jim DiPaola is looking into Weebly.com as possible web site hosts and having the necessary tools to build a web site. Jim Williams, Jim DiPaola and Steve Zapytowski will meet as committee prior to February 2016 Division meeting.

Host Dale Kuchenbecker held a door prize drawing. Six (6) cutting boards custom made by Dale were the prizes. The 50/50 drawing was held. \$73.00 was collected. 25 persons attended the meeting.

A motion and a second to adjourn the meeting. Motion passed. The meeting adjourned at 2:50 pm.

Respectfully Submitted,  
Jim DiPaola, CI

**Having trouble removing your mailing label to place on your ballot?**

U.S. members are required to remove the peel off mailing-label from the cover of *NMRA Magazine* and then attach to their ballot before mailing the ballot to Headquarters.

Some members report they are having difficulty removing the mailing label. Every vote is important and you shouldn't be denied the opportunity to vote just because of difficulty with the mailing label.

If you can't get the label to come off the cover of the magazine in one piece, **print your name and membership number in the space provided on the ballot.**

**Remove what you can of the mailing label and fasten it to the ballot.**

**Include a short note that you had difficulty removing the label from the magazine cover.**

Be sure that you fill in the ballot before mailing it to Headquarters.

John Stevens  
NMRA

---

Dale does have some HO-Scale trains in his collection.



**PHOTOS FROM DALE KUCHENBECKER'S G-SCALE LAYOUT**



**PEDDLER FREIGHT**

247 Calicoe Dr  
Akron OH 44307-2216  
Publication of Division 1 - MCR - NMRA  
The Akron, Canton, Youngstown Division

**First Class**

**WHO TO CONTACT IN DIVISION 1 AND THE NMRA**

**Division 1 Officers**

Super. - Randy Dettmer . . . . . 330-653-3537  
Asst. Super - Jim Peters . . . . . 216-402-8507  
Treasurer - Mike Bradley . . . . . 330-325-7622

**Division 1 Appointees**

Clerk - Jim DiPaola . . . . . 330-297-5571  
Editor - David Hazlett . . . . . 330-434-4565

**Division 1 Volunteer Positions**

Web Page - Jim Williams . . . . . 330-966-5477  
Membership - Larry Brown . . . . . 330-221-6067  
Apparel - Nils Sundberg . . . . . 330-823-7222

**Achievement Program:**

Jim Peters . . . . . 216-402-8507  
Modules -Bob Ashley Sr. . . . . 330-644-4778  
Contest - David Hazlett . . . . . 330-434-4565  
Clinics - Jim Peters . . . . . 216-402-8507  
Roster - Larry Brown . . . . . 330-221-6067  
2014 Convention Reps.  
Randy Dettmer . . . . . 330-653-3537  
Christmas Dinner  
Randy Dettmer . . . . . 330-653-3537

**Mid-Central Region**

President - Merlyn A. Jarman  
e-mail MCRPREZ@HQ.NMRA.ORG

**National Model Railroad Association**

President - Charlie Getz  
email PRES@HQ.NMRA.ORG  
Vice President -Dave Thornton  
email VP@HQ.NMRA.ORG

The "Peddler Freight" is published each month September through November and January through June. Opinions expressed in this issue may not represent the opinions of the Editor, Division 1, MCR or NMRA. Suggested donation is \$15.00 a year. Checks payable to Division 1-MCR-NMRA,Inc. may be mailed to D. Hazlett, Editor, 247 Calicoe Dr., Akron, OH 44307-2216.

