



PEDDLER FREIGHT

Division 1 - MCR - NMRA

Akron - Canton - Youngstown Division

Serving Carroll, Columbiana, Harrison, Mahoning, Portage, Stark, Summit, Trumbull, Tuscarawas and Wayne Counties

www.div1-mcr-nmra.org

Volume 29 - Issue 6

April 2022

Superintendent's Bulletin



PERSPECTIVE - As I sat down to write my column for this month, this word kept popping into my mind. With my tenure as Superintendent coming to a close, I have learned a lot in a short time.

Our division has a number of members with a large range of likes, dislikes, skills, knowledge... **PER-SPECTIVES**. In my opinion one of the jobs of the superintendent is to

learn those different traits. By learning these perspectives you learn how to better serve ALL members of the Division. As I have mentioned in the past I don't have a strong interest in operations or modules. Be clear here - I have absolutely nothing against these areas, just not at the top of my priority list. By looking at things from a different perspective I've learned much more about them. Since I'm having such a hard time getting my layout going I am considering a module!! While OPS still doesn't hold a great thrill for me I am going to try it again with a different mindset and who knows, I may all of the sudden realize what I've been missing!

We are a group of talented people who have come together and accomplished great things (2019 MCR Convention). Take a moment and sit back and consider model railroading from a different perspective. You will surprise yourself as to how much more there is in this great hobby of ours.

Sorry I won't be able to be with you in April, as I will be in Florida chasing the Tropicana Juice Train instead of, as I write this, sitting here watching it snow at the end of March!!

Until next time keep modeling because the lawn mower and hot weather are at your door waiting to steal your precious modeling time.

Sam Eisele, Superintendent
NMRA, MCR, Division 1

Modeling Ideas

What do the three photos below have in common. They all present ideas. The top two are examples of weathering. On the left is Jim DiPaola's recent clinic on the use U-Rust products by MIG Jimenez. On the right are rust streaks that do not flow straight down. The bottom photo is a corn field that doesn't grow uniformly like the plastic scale corn fields. Happy modeling.



2021 - 2022 Division 1 Events

April 24 - Portland Locomotive Works

May 15 - TBD

June - TBD

Interested in hosting a meeting?
Contact any Division 1 officer.

Division 1, MCR, NMRA
Meeting Minutes
March 20, 2022

1. Welcome:

- ~ Call to order: 2:07 PM
- ~ By: Superintendent Sam Eisele
- ~ Participants: 10 members
- ~ Location: Kent Free Library

2. Clerk: Jeff Stone:

- ~ Previous meeting minutes published in Peddler freight.
- ~ Motion to approve minutes, (Steve Zapytowski / Bob Anelli) unanimously approved.

3. Treasurer: Mike Bradley:

- ~ Checking account balance \$4,938.88
- ~ Module Fund balance \$1,730.77
- ~ CD balance \$3,195.41
- ~ Money Market balance \$10,030.13
- ~ Total assets \$18,164.80
- ~ Expenses: None.
- ~ Income: \$15 February 50/50
- ~ Motion to approve treasurer report, (Jim DiPaola / Steve Zapytowski) motion carried.

4. Superintendent: Sam Eisele:

- ~ No location for April meeting, possibility Glen Yoder may host.
- ~ May meeting at AoS discussion points:
 - Doubtful. Lack of communication on part of AoS.
 - Group tour rate minimum 20 people for \$300. Above that discounted price of \$15/person.
Clerk's Note: Regular tour prices \$20, veterans and seniors \$17.
 - Division One members free, all others must pay.
 - Commitments, require check deposit to reserve a spot.
 - Suspense date for payment/deposits TBD.
 - Backup plan needed.
- ~ AoS contact reference module display. Security of modules is an issue.
- ~ April meeting on Easter moved to 24th. See new business.
- ~ Elections discussion points:
 - Nominating committee was to be formed in February, formed at meeting (Steve Zapytowski, Jim DiPaola, Chuck Altweis).
 - Nominating committee candidates to be announced April Meeting, nominations also accepted from the floor.
 - Election at April meeting.
- ~ More discussion on increasing attendance and making monthly meetings worth the drive time for the distant members.

5. Peddler Freight Committee: Bruce Hukill: Not present.

6. Membership Committee: Jim Peters: (by email)

- ~ Membership at 80.
- ~ "To encourage greater involvement in our division, Jim Peters invites new members to an operating session on the LS&MJ RR. There is no commitment, you certainly can just take a look at the layout and leave, watch the op session or partner up with a crew member and run trains. If nothing else, have a cup of coffee. In lieu of the op session which may be an inconvenient time, I am inviting you to come see my layout. Just contact me. If you are a new member and some how missed receiving an email or notice in the PF, contact Jim if interested jpeters711@yahoo.com or 216-402-8507 call or text."

7. Clinic Committee: Jim DiPaola:

- ~ This month Jim DiPaola will present a "5-minute" weather clinic.
- ~ Sam Eisele will present a "5-minute clinic" on orange truck models.

8. Achievement Committee: John Spinks for Lloyd Horst:

- ~ No new certificate winners.
- ~ Lloyd has paperwork for available to apply.

9. Module Committee: John Spinks for Lloyd Horst:

- ~ Mt Hope (18-19 March) on, went well, \$150 for participating.
- ~ No information on Salem show at present.
- ~ Faster set up discussion points:
 - Really need help for set up and tear down.
 - Folding legs an option, but still require leveling.
 - Different/easier track connections.
 - Get set up and trains running faster.

10. Facebook Committee: Jim DiPaola: No report.

11. Old Business: Sam Eisele: none.

12. New Business: Sam Eisele:

- ~ Motion to move April meeting to 24th to deconflict with Easter (Jeff Stone / Steve Zapytowski) carried.

13. Bring and Brag:

- ~ Sam Eisele brought various items made from parts salvaged from copiers.

14. Good of the Order/Announcements:

- ~ 50/50 won by Bob Ashley, Sr.
- ~ Bob Ashley Sr. would like to see reminders sent out for monthly meetings.

15. Adjournment:

- ~ Motion to adjourn (Steve Zapytowski / Mike Bradley) carried.
- ~ Meeting adjourned at 3:16.

Post meeting clinics:

1. Jim DiPaola demonstrated freight car weathering using powders.
2. Sam Eisele demonstrated modifying truck trailers for orange service.

**Respectfully submitted,
Jeff Stone, Clerk, Division 1.**

PEDDLER FREIGHT SUBSCRIPTION FORM

Division 1 has moved to email publishing of the Peddler Freight. There is no cost for the email Peddler Freight. However, if you want to receive the Peddler Freight by regular mail, Division 1 requests that you subscribe in order to support the cost of printing and mailing. Under current rules, you will NOT be denied a copy of the Peddler Freight if you do not subscribe, but your support for Division 1 would be appreciated.

SUBSCRIPTION COST: \$5.00 for the publishing year September, 2021 through June, 2022.

Make checks payable to: Division 1 - MCR - NMRA

Mail to: Bruce Hukill, editor
901 Wicket Dr.
Akron, OH 44307

Name _____

Address _____

PIKE AD: \$5

City _____ Zip _____

EMAIL SUBSCRIPTION (Free)

Email _____

Subscription preference: Mail _____ Email _____

What Makes a Great Model Railroad

by Matt Woods

Every year, "Model Railroader" magazine publishes a special edition entitled "Great Model Railroads." Typically, they will have features on 10 or 12 layouts in a variety of scales and gauges, along with different eras and regions of the country. Throughout the years, many of the well-known private and club layouts have appeared in this special publication and been recognized as great model railroads.

This begs the question(s) of "What is a great model railroad?" and "How do we potentially achieve that level of quality and acclaim for

our own layouts?" Although the notion of a great model railroad is highly subjective and is somewhat in the eye of the beholder, I would like to present a few characteristics that I believe will enhance the quality of our layouts and help us come closer to our own vision of building a great model railroad.



(left) A small highly detailed section from Matt Woods' modular layout. Notice how the colors are consistent throughout the entire scene.

1. Pursue something you can actually finish.

Many modelers take on a design or ambition for their layout that they will likely never complete. Think in terms of a more manageable size and a five to ten year timetable. You can always build another layout once this manageable project is completed or even expand the original project.

2. Shoot for a high scenery to track ratio.

Many modelers incorporate too much trackwork into their layouts and approach scenery as an afterthought. Prioritize scenery and plan for it from the beginning. A great layout is one in which the trains travel through expansive scenery. The railroad should look like it was built through the scenery, not as though the scenery was built around the track.

3. Choose a prototype, or portion of a prototype, that can be scaled down to a reasonable sized layout.

Nobody can model the entire Pennsylvania Railroad or the Santa Fe. Think in terms of a small segment or branchline of your favorite prototype or one particular yard, junction, or town. For many, narrowing down the

scope of what they are modeling will be difficult, but by focusing on a few signature scenes and industries, a much higher level of realism can be achieved and the project is not overwhelming. There are many interesting branch lines or industrial railroads that have unique, modelgenic features and can fit into a reasonable space.

4. Choose something different.

There are an infinite number of railroads going back to the mid-1800's. Pick a prototype or a proto-free-lanced subject that no one else is doing. The more obscure and esoteric, the better. If you want to have a freelanced railroad, come up with your own set of standards and characteristics that are unique and will define your railroad.

5. Build and complete small sections at a time.

Don't build a basement full of benchwork that will take another three years to complete the trackwork, followed by another two years for wiring, and so on. Build modular sections that can be integrated together, moving on to each phase and skill set before

beginning another section. At the very least, complete scenery on sections of your layout to enhance motivation and sense of achievement.

6. Don't be afraid to ask for help on skills you may not currently possess or like.

If wiring is not your thing and it is bogging you down and preventing progress, consider asking a friend for help or paying someone to do it. This would be true of any skills, whether it's benchwork, trackwork, scenery, or building structures. Everyone has their favorite part of the hobby. There is no shame in farming certain skills out.

7. Model an era, place, and prototype that has emotional significance to you.

The more emotionally connected you are to a specific time and place, the better your modeling will be. It is very difficult to do good modeling if there is no emotional connection. The railroad you grew up around or you visited on vacation or a book that caught your imagination will yield a more invested approach.

8. Practice techniques and skills away from your main layout before transferring them to your main project.

Don't try to build elaborate scenery without some practice. Making smaller modules or dioramas will allow you to develop the necessary skills before you attempt the big project. If you are not confident that you can execute something well, then don't attempt it until you're ready.

9. Maintain continuity throughout the layout.

Choose colors for scenery materials that will be consistent and easily replicated in the future. Fortunately, Woodland Scenics has been around for many years and maintained consistent colors. There are other companies that have done the same, but don't use materials that you will have a very difficult time finding in the future. Come up with a consistent color palette that is unified throughout the layout.

10. Study the prototype.

The Morning Sun books are an invaluable resource



The scenery dominates narrow gauge tank locomotive #2 as it pulls a load of logs on this module created by the Matt Woods.

for modelers. Do your research before you dive into starting a layout. Consider the pros and cons of various localities or prototypes. Find one or a geographical area that supplies your vision for a layout, then find other supporting resources. This can be a hobby in and of itself and adds to the diversity and depth of model railroading.

11. Take photographs as you progress and use them to check your work.

A great model railroad stands up to the scrutiny of photography. Build your layout with photography in mind. Today's smartphones take excellent model pictures and can be used as part of the in-process activities.

12. Think quality over quantity.

Focus on completing portions of your layout to a high standard instead of having an insurmountable project hanging over your head. Although they always say a model railroad is never finished, finishing a layout or large module allows you to move on to other subject matter and improve upon your previous effort. Don't make your layout an albatross that will sit in your basement overwhelming you. Design a layout that gives you satisfaction, but also keeps you motivated and committed.

13. It is useful to have a number of appropriate and interesting structures built ahead of time to utilize in planning and design.

By having some stations, industries, small stores, water towers, etc. built as track planning and scenery design are occurring, you can try out different arrangements and positions. It also provides a diversion from other layout activities. Cardboard mock ups can also be used and built to a fairly high standard to use as stand ins until better versions can be finished.

14. Share your work with other people as you progress, either through social media or other railroad specific outlets.

Feedback and encouragement should be part of the process.

15. Aspire to greatness and believe in your abilities.

Although this is a hobby and supposed to be fun, don't be afraid to think big. Everyone wants a layout or modeling that they are proud of and get positive feedback for. Look at each aspect of your layout as a reflection of your skills and abilities and try to do your best on everything.

N-Scale Report

Concerning March Module report. Note DIVISION 1 has two module groups, HO and N which is often forgotten. While there are differences in scale we have some of the same problems. Some differences may help to resolve HO issues.

- Due to Covid, we lost two members and we always needed another member or two. Need more members.
- All N Modules are owned by Group's Member and are usually kept in good shape or prepped before a show if it is to be used by owner.
- Since following NTRAK concepts of a pit surrounded by modules yard tracks usually off main line and can be used for display and connection time is generally not an issue to running train.
- We can get trains running in 4 hours since the three main lines match up per NRail standards. By dropping modules we have setup at a nursing home with two people in two hours.
- Scenery is always last or held at a minimum like was done at nursing home.
- Height is usually biggest issue in module alignment. Having lots of shims of varying thickness and good torpedo levels are always needed. Shows at Salem or the Stark County Fair require extra time which cannot be shorted due to the uneven floors.
- End to end alignment can be enhanced by matching lining up painted arrowheads and in some cases pins and sleeves are used or modules are bolted together. We have added thin aluminum plates to inside module ends and then modules are aligned, clamped and drilled. The plates lessen wear with use of pins or bolts.
- Better rail joiner? In N scale we used Kato expansion tracks, but they are not available in HO. As an alternative, space equal to one half the length of a piece sectional track is made available at the end of each track of adjoining modules. Then an actual piece of sectional track where rail joiners which can be slid back and forth is placed in space between tracks on modules. Then using a slotted screw driver rail joiners are pushed into place. Sectional track use in this way should be prepped before first use and store for next setup. It may be necessary to remove or rework a tie at the ends of sectional track used to aid joiner installation.
- The only way to readily reduce the weight of existing Modules is to drill holes or cut ovals out of existing structure while maintaining acceptable strength. Attempt to obtain original designer's assistance. Note N-scale modules design is not as rugged and are lighter. Some of these have been in service since 1975. In Florida an N-scale

module group has went to light weight aluminum angle frames with plywood tops for strength and to escape moisture expansion and contraction.

- HO T-TRAK, probably not an answer. It is not impossible but it is a different base structure. Needs a lot of up front thinking and design to save what you have. One N module member has full set NTRAK modules. Three members have Modules in some state of completion. One of those modules hopefully will be dual NTRAK/T-TRAK.
- Electrical or electronics is usually where we have had problem, mostly due to bad crimps on connector plugs. Hopefully we have found them all. Also we found that installing new batteries after long term storage is a good practice.
- Clean track, especially switch points and frogs before show or putting modules in place saves time.
- Finally, get more members!!!

In the Sept. 2021 Peddler Freight Bruce Hukill discusses bike trails associated with railroads. In the March newsletter from Stark Parks they listed two hiking trails; Iron Horse Trail and The Stark Electric Railway Trail. Contact STARK PARKS.com for more information.



“NScale Enthusiast” magazine showed the following cars in its March/April 2022 issue.



First is the membership car “Honoring Our First Responders,” this one for fire fighters.



Also are some fine cars for steel mill modelers.



Don Bonk
NTRAK/T-TRAK
Chair

Youngstown Sheet & Tube 2 Car Set
Unlike many of their competitors, Youngstown Sheet & Tube headquartered in Youngstown, Ohio did not have their own common carrier shortlines. Instead they had the local Cuyahoga River railroad originate and terminate their rail traffic. They did have their own intra-plant switchers and cars.

THIS MONTH'S MEETING

Sunday, April 24, 2022

Host - Gary Kohler

Portland Locomotive Works

Greenford Space Center

7600 W. South Range Road

Salem, OH 44460

2 PM

10th Year



MICHAEL L. BRADLEY
LUTCF, CISR

BRADLEY INSURANCE AGENCY

WWW.MBRADLEY.COM

851 W. Main St.
Ravenna, OH 44266
Email: michael@mbradley.com

Phone: (330) 296-7622
Fax: (330) 296-7672

10th Year

Carol Ann Bonk, ABR, GRI
REALTOR®

Cell: 330-936-9752
Fax: 330-875-1179
CarolAnnBonk@kw.com



KELLER WILLIAMS
LEGACY GROUP REALTY

4580 Stephen Circle, N.W., Suite 100, Canton, OH 44718

Need a train room?
Call me! (330) 936-9752

BONK - RR
Bankers of Ohio
and Northern
Kentucky Railroad




N-Scale
VISITOR'S PASS

Donald and Carol Ann Bonk
Louisville, Ohio 44641

7345 Hahn Street
330-875-4567

THE
TILLAMOOK & ASTORIA
RAILROAD COMPANY



Steve Zapytowski, MMR 612
Division 1, MCR, NMRA
330-678-4583
szapytowski@neo.rr.com
www.div1-mcr-nmra.org/steve-zapytowski

Northwestern Oregon Circa 1912 — HO and HO_n3






PYA

Pittsburgh, Youngstown & Ashtabula Railroad
www.pyamodelrailroad.com



Jim DiPaola
3201 Summit Road, Ravenna, OH 44266-9018
330-577-6052
Chief1RTFD@aol.com



DAVIES STEEL

LS & MJ Railroad
Little Scioto & Mingo Junction

216.402.8507

Jim Peters
Interested in operation send email:
jpeters711@yahoo.com



Marriott East, 7202 E 21st St
Indianapolis, IN 46219



Four Full Days
Three NMRA Regions
And the RPM Conference
Three Day Train Show
One Convention
May 18-22, 2022



Clinics
Layout Tours
Ops Sessions
Prototype Tours



www.IndyJunction2022.org



RPM
CHICAGOLAND



Elections Coming

It is hard to believe that the election of officers for Division 1 is already upon us, actually we are a bit behind. Therefore the following schedule will be used:

At the April meeting potential candidates will be presented by the Election Committee as well as nominations from the floor.

In May the list of candidates will be published in the Peddler Freight.

At the June Division Meeting a vote will be taken.

If you have suggestions for potential officers, please come to the meeting on April 24.

Membership Report

The membership stands at 80 as of the end of February, 2022. No new members reported. See you next month at the next meeting.

Jim Peters
Membership Chair

Train Shows and Open Houses

Iron and Steel Spring Rail Fest - April 2 **All Gauge Model Train Show and Expo**

St. Mary's Assumption Social Center
356 S. Belle Vista Avenue, Youngstown, Ohio 44509
Admission - \$7.00, 12 and under free 10 AM - 3 PM

Model Train Flea Market - May 7

Painesville Railroad Museum
(aka NYC Painesville Depot)
475 Railroad Street, Painesville, Ohio 44077
Admission - FREE 10 AM - 3 PM

Youngstown Model Railroad Association - April 3 **Toy and Train Flea Market**

Salem Center Plex, 1098 N. Ellsworth Ave., Salem, 44460
Admission - \$5.00 10 AM - 3:30 PM

Dine to Donate for Painesville RR Museum - May 17

Texas Roadhouse
6095 Commerce Circle, Willoughby, Ohio 44094
10% of tab to Painesville RR Museum 4 PM - 8 PM

Medina Train and Toy Show - April 3

Medina Fairgrounds, Medina, Ohio 44256
Admission - \$6.00 9 AM - 3 PM

Boy Scout Day - RR Merit Badge - June 4

Painesville Railroad Museum (aka Painesville Depot)
475 Railroad Street, Painesville, Ohio 44077
Admission - \$25.00 10 AM - 4 PM

LCIPMS Spring Toy and Model Show - April 24

Rocky River Rec. Center
21016 Hilliard Blvd., Rocky River, OH 44145
Admission - \$3.00 9 AM - 1 PM

NE Ohio National Large Scale Train Show - June 25-26

Warren SCOPE (YMCA)
375 North Park Ave., Warren, Ohio 44481
Admission - \$5.00 10 AM - 4 PM

PEDDLER FREIGHT

901 Wicket Dr.
Akron, OH 44307

Publication of Division 1 - MCR - NMRA
The Akron, Canton, Youngstown Division

First Class

Division 1 Officers

Superintendent - Sam Eisele 330-322-3487
Asst. Superintendent
Treasurer - Mike Bradley 330-325-7622

Division 1 Appointees

Clerk - Jeff Stone 330-356-0486
PF Editor - Bruce Hukill 330-571-4037

Division 1 Volunteer Positions

Achievement Program - Lloyd Horst 330-465-7402
Apparel - OPEN
Christmas Dinner - Randy Dettmer 330-653-3537
Clinics - Jim DiPaola 330-297-5571
Exhibitions - Matt Woods 330-465-8724
- Lloyd Horst 330-465-7402
Membership - Jim Peters

Modules:
HO/Chair - Lloyd Horst 330-465-7402
NTRAK/T-TRAK - Don Bonk 330-418-6860

Roster - OPEN
Webmaster - Steve Zapytowski 330-715-3444

**WHO TO CONTACT IN
DIVISION 1
AND THE NMRA**

Mid-Central Region
President - David Neff
email: mcrprez@nmra.org

National Model Railroad Association
President - Gordon Robinson
email: president@nmra.org

The **Peddler Freight** is published each month September through November and January through June. Opinions expressed in this issue may not represent the opinions of the Editor, Division 1, MCR or NMRA.

