



# PEDDLER FREIGHT

Division 1 - MCR - NMRA

**Akron - Canton - Youngstown Division**

Serving Carroll, Columbiana, Harrison, Mahoning, Portage, Stark,  
Summit, Trumbull, Tuscarawas and Wayne Counties

[www.div1-mcr-nmra.org](http://www.div1-mcr-nmra.org)

**Volume 30 - Issue 3**

**November 2022**

## Superintendent's Bulletin



The only constant in our lives is change. Change can be rapid or slow. Change can be unpredictable or thought out. And change for the sake of change happens but is not productive. But there comes a time when change is needed to make something better and help a group or individual to grow. Our Division has reached a point with our modules where participation

is low and the modules have become difficult to set up and take down. We formed our module group to show off our modeling skills and promote this great hobby of Model Railroading. And we've done that with very positive results. A high point in positive results was our participation in the 2014 NMRA National Convention in Cleveland, Ohio. By attaching our modules to other modules from different divisions one huge setup was formed. That was fun and gave Division 1 national exposure. The very dedicated individuals who have helped build and display our modules at various events have done an outstanding job and deserve a big thank you. But moving, setting up and taking down the modules creates wear and tear on both the modules and the persons who do the work. We cannot afford lost interest and not having fun with the modules. Plus, we need to attract new participants to the module group. And, believe me, we're not the only division to experience difficulties with modules.

In recent years there has been a different approach to modules. There are new light-weight construction methods and modules are becoming smaller. These light-weight construction methods and ease of set up have well thought out standards to follow so like modules can be set up in a short period of time and be operating quicker than the modules we have now. No more spending hours setting up and taking down, let alone having to use a trailer to transport everything. How nice would that be! You could pick up your light-weight module, set it in your vehicle, drive to an event, place it on a table, level the module in minutes, connect the wiring to the next module and then run trains. Exciting possibilities for sure!

The Division 1 committee for a newer style module was formed in September 2022 and has done a lot of research and had a lot of conversations about modules. Several members even did research on light-weight modules prior to the committee being formed. Other groups and individuals with light-weight modules were contacted to see what they have done. The committee agreed to use T-TRAK modules for both HO and N scale. These modules have standards that use KATO track with no need for cutting. This was presented at the October Division 1 meeting and the motion was passed unanimously by the members present. By agreeing to move this new concept forward we'll open the door for renewed interest in our modules and hopefully attract new members to the Division and the module group. Part of the construction of the modules will be done as clinics at our monthly meetings. The division applied for and received a \$200.00 division retention grant from the NMRA. The funds will be used for the modules and supplies. By helping each other and working together we can have new light-weight modules, sharpen our modeling skills and have fun. This is what "it's" all about. This will be a fun time for Division 1.

*Ed. note: The division applied for and received a \$200.00 Division Retention Grant from the NMRA. The funds will be used for the modules and supplies.*

All Aboard!!

Jim DiPaola, Superintendent  
NMRA, MCR, Division 1

### 2022 - 2023 Division 1 Events

November 20 - Ravenna Township Meeting Room  
December 3 - Christmas Luncheon at Hartville Kitchen  
January - TBD  
February - TBD  
March - TBD  
April - TBD  
May - TBD  
June - TBD  
Interested in hosting a meeting?  
Contact any Division 1 officer.

**Division 1, MCR, NMRA**  
**Meeting Minutes**  
**October 16, 2022**

**1. Welcome:**

- ~ Call to order: 2:08 PM.
- ~ By: Jim DiPaola, Superintendent
- ~ Participants: 19 members.
- ~ Location: Ravenna Township Offices.
- ~ Welcome to John Hess (former owner Whistle Stop Hobbies).
- ~ Welcome to Jasmine and Frank Trocchia (That Train Couple on YouTube.com).

**2. Clerk: Jeff Stone:**

- ~ Previous meeting minutes published in Peddler Freight.
- ~ Motion to approve minutes, (Jim DiPaola/Bob Anelli) motion carried.

**3. Treasurer: Mike Bradley:**

- ~ Report presented by treasurer.
- ~ Motion to approve treasurer report, (Lloyd Horst/Don Bonk) motion carried..

**4. Superintendent: Jim DiPaola:**

- ~ Various flyers for train shows.

**5. Peddler Freight Committee: Bruce Hukill:**

- ~ Nine mail copies.
- ~ Printing much cheaper at library than Staples.

**6. Membership Committee: Jim Peters:**

- ~ Membership at 76.
- ~ Needs photos for membership display board.

**7. Clinic Committee: Jim DiPaola:**

- ~ Today's clinic, MoW trucks by Mike Bradley.

**8. Achievement Committee: Lloyd Horst:**

- ~ Apply for Volunteer certificate.

**9. Module Committee: Lloyd Horst:**

- ~ Mt Hope Show, set up 4 November, 2 - 8PM. (Millersburg, Ohio)
- ~ Age of Steam wants Christmas layout. Age of Steam also difficult to communicate with. Set up date TBD. Display dates 9,16, & 17 December 10:00 - 2:00. Saturday, December 10 Santa will be there, 8:30-12:00.

**10. Facebook Committee: Jim DiPaola: No report.**

**11. Old Business: Jim DiPaola:**

- ~ Still looking for meeting place suggestions. Libraries during winter weather.

**12. New Business: Jim DiPaola: None.**

**12A. New Business / Module Committee: Bruce Hukill:**

- ~ Presentation by Bruce of recommendations of committee.
- ~ Grant from NMRA was approved. \$200 will be paid to the Division when we send receipts for \$400.
- ~ Motion to accept recommendations (Bruce Hukill/Bob Ashley, Jr.) unanimously approved.

Respectfully submitted,  
Jeff Stone, Clerk, Division 1

---

**November Bring and Brag**  
**Bring your favorite diesel - model, photograph or prototype!**

## Featured Members Report

Welcome to the first ever Featured Members Report, a voluntary program meant to help promote sharing our hobby among division members. Each month I plan to highlight three members.

If you were at our last event, it was packed full of plenty of RR fun. You got to see Chuck Altwies' well scenicked



diorama (above right) which was going to be part of his older layout he had to dismantle. Not to despair, Chuck is currently in the planning stages of his new HO layout and will operate using Digitrax. He enjoys operations, visiting layouts on layout tours at conventions, and plans on getting a T-TRAK module once available. He is concerned about set up, as many of us are, but as a committee member I see the process

has been tremendously simplified; i.e., it will eliminate the heavy lifting and rail-joiners. So, Chuck, I am looking forward to your future T-Trak module!

Next, Bob Anelli has an HO layout featuring the transition era with both DC/DCC control. Although Bob's layout



is not open to visitors at this time, he does enjoy NMRA self-guided tours & ops. Bob explained to me that he enjoys attending our monthly events and shows, especially to lend a hand when setting up or putting away chairs. When you see Bob at the next event, tell him you recognize him from the PF featured member article!

Chuck and Bob, thanks for being active members in our Division!

Unfortunately, I failed to contact Joseph Andrews. Joe, if you can, please contact me so I can update your contact information.

Looking for MR buddies? Do they live near you? Want to be interviewed right away? Just give me a call!

Jim Peters  
Membership Chair  
Module Committee  
216-402-8507 (Text or call)  
Email: jpeters711@yahoo.com

## October Bring and Brag

The **Bring and Brag** topic for October was "Bring your favorite model train item to share." Division 1 members responded.

Frank Trocchia displays an N-Trak bus testing tool he made. The tool checks for proper wiring of modules.



Don Bonk explains his N scale diorama featuring Aultman, Ohio. The round silos were actually employee housing.

Bob Ashley, Jr. displays a live steam locomotive that belonged to his late son Robbie. Bob has one quick repair to make and the loco will steam again.



Steve Zapytowski displayed a building flat for the headquarters of "Old Man Baldwin Products."

# Common Scenery Mistakes - Part 1

by Matt Woods

Many modelers spend years getting to the point in their layouts when they are ready to tackle building scenery. Either due to the immensity of their benchwork, track, and wiring, or a basic fear of whether their scenery will live up to their vision and expectations, scenery seems to be a real stumbling block for many model railroaders. This article is intended to point out some common scenery mistakes and how to avoid them. *Ed. Note: The images in this article are from a layout the author is working on. The scenery is still in progress. The author intends to use this layout for future articles to appear in the Peddler Freight.*



## Not using a unified color palette throughout the layout.

It is important to be consistent with your basic scenery coloration throughout your layout. The smaller the layout, the more critical this is. By and large, your tree foliage should be similar in color, along with your basic ground cover. Don't just switch colors because that's all you have available or you run out of your established colors. Plan in advance and stock up on the colors you will use the most.



along with what George Sellios did. Avoid bright colors, except in very small quantities for flowers. When modeling fall, don't try to replicate the absolute peak of fall color. Even at its peak, the colors are more subdued than the bright yellow, orange, and red that is sometimes used.

## Using too bright or vibrant of scenery textures and groundfoams.

Although spring can be very colorful, along with fall, overall, muted colors more in the olive range or beige or straw color should be used for the majority of scenery. Back in the 1970's, when Woodland Scenics was first entering the market, they were the first to get away from the lime green sawdust of Life-Like and other companies of the time. Dave Frary and Bob Hayden's landmark layout Carrabassett and Dead River was the best example of that time, using muted, subdued tones throughout. Their layout represented a marked improvement in realistic coloration,

**Trying to model the spectacular.**  
Too many modelers want spectacular scenery that is difficult to replicate and is not realistic in model form. Large mountains, high trestles, waterfalls, deep canyons, and big rock formations require large space and difficult to execute rock. Stick with the familiar and the ordinary. The most realistic layouts have minimal elevation change and do not try to incorporate every scenic element that exists. A well executed branch line with midwestern scenery or one significant scenic feature will yield a more realistic layout. Although John Allen's Gorre and Daphetid was groundbreaking for its time, it is a classic example of ridiculous trestles and incompatible scenic elements.

## Using too large of ballast and not weathering the track and ballast.

One of the cardinal sins of model railroading is using out of scale ballast. No matter how realistic the rolling stock or structures on the layout are, along with the other scenic elements, if the ballast is too large, not weathered,



along with the rail and ties, the appearance of the layout will be greatly compromised. When determining ballast size, think in terms of what would fit in the

hand of a model figure for your scale. Essentially, what is designated N scale ballast will be better for HO and HO scale for O scale. Think in terms of the type of trackage you are modeling and what type of ballast would exist there, if any. Sidings in most yards do not contain uniform limestone ballast and, depending on the era, the track may very well have been just laid in the dirt. Although proper weathering of track and ballast can be tricky, it is essential for realism.

Along these lines, using smaller rail size, such as Code 83 or smaller, will be much more realistic than Code 100. Good coloration and proper ballast doesn't mean you can't have decent operation.



**Using unrealistic trees and plastic armatures.**

Store bought trees with plastic armatures and clump foliage are not realistic. The best solution for realistic trees, particularly background trees in mass, are Scenic Express SuperTrees also known as seafoam. This natural material, when painted and lightly dusted with groundfoam secured with hairspray, yields the best looking scale tree. Large numbers of these grouped together make an excellent background. In those instances where a larger, more residential-type tree is desired, there are many ways to achieve that without resorting to the plastic armatures. If you want realistic scenery, the days of the six pack of lichen fruit trees should be long over.



**Not planting or burying buildings in the scenery**

Every structure should have a foundation or be submerged in the surrounding scenery. This requires planning and should be part of the scenery process. Buildings with gaps between the walls and ground or, worse yet, light being emitted from the bottom, significantly detract from realism.

The groundwork can be brought up to the base of the building, hiding any space. Buildings that don't have a foundation can be lifted up with foamcore or wood strips to look like stone or concrete. Look at prototype buildings and see what needs to be replicated. Even if the buildings are intended to be removable, a foundation can be built and the building kept loose.

**Overcrowding - trying to put either too many elements in a small space or elements that would not be found together in the real world.**

The days of a layout that had every conceivable model-railroad type element on it are long gone. Every layout does not need a roundhouse, a wharf, a KFC, and a coal mine. You have to make choices and less is more when it comes to structures and scenic elements. There are very few places where a grain elevator, a mountain, and a water scene



would all be in proximity to each other. Look at prototype locations and limit the amount of signature elements and scenes. Don't overcrowd your available space trying to include every element. Good model railroading requires restraint and choices.

*Part 2 of Matt Wood's Common Scenery Mistakes will appear in the January 2023 issue of the Peddler Freight.*

**THIS MONTH'S MEETING**  
**Sunday, November 20, 2022**  
**Ravenna Township Meeting Room**  
**6145 Spring Street**  
**Ravenna, OH 44266**  
**2 PM**

**11th Year**

**11th Year**



**MICHAEL L. BRADLEY**  
LUTCF, CISR




---

**BRADLEY INSURANCE AGENCY**

---

[WWW.MBRADLEY.COM](http://WWW.MBRADLEY.COM)

851 W. Main St.  
 Ravenna, OH 44266  
 Email: michael@mbradley.com

Phone: (330) 296-7622  
 Fax: (330) 296-7672

**Carol Ann Bonk, ABR, GRI**  
REALTOR®

Cell: 330-936-9752  
 Fax: 330-875-1179  
 CarolAnnBonk@kw.com



**KELLER WILLIAMS**  
LEGACY GROUP REALTY

4580 Stephen Circle, N.W., Suite 100, Canton, OH 44718

Need a train room?  
 Call me! (330) 936-9752


**BONK - RR**  
**Bankers of Ohio**  
**and Northern**  
**Kentucky Railroad**




**N-Scale**  
**VISITOR'S PASS**




Donald and Carol Ann Bonk      7345 Hahn Street  
 Louisville, Ohio 44641          330-875-4567

**THE TILLAMOOK & ASTORIA**  
RAILROAD COMPANY



Steve Zapytowski, MMR 612  
 Division 1, MCR, NMRA  
 330-678-4583  
 szapytowski@neo.rr.com  
 www.div1-mcr-nmra.org/steve-zapytowski


Northwestern Oregon Circa 1912 — HO and HO<sub>n</sub>

**PYA**

**Pittsburgh, Youngstown & Ashtabula Railroad**  
[www.pyamodelrailroad.com](http://www.pyamodelrailroad.com)

Jim DiPaola  
 3201 Summit Road, Ravenna, OH 44266-9018  
 330-577-6052  
 Chief1RTFD@aol.com



**DAVIES STEEL**

**LS & MJ Railroad**  
 Little Scioto & Mingo Junction

216.402.8507



**Jim Peters**  
 Interested in operation send email:  
 jpeters711@yahoo.com

# Train Shows and Open Houses

## 2 Rail O-Scale Train Meet - November 5

UAW Hall 5615 Chevrolet Blvd., Parma, Ohio 44130  
Admission \$7.00 9 AM - 2 PM

## NETS Model Train Show in memory of Bob Orlando Highland Heights Community Center - November 5

5827 Highland Road, Highland Hts. Ohio 44143  
Admission \$5.00 10 AM - 3 PM

**Mt. Hope Train & Toy Show - November 5**  
Mt. Hope Event Center, 8076 St. Rt. 241,  
Mt. Hope 44666 (for GPS use Millersburg, Oh 44654)  
Admission \$5.00 10 AM - 4 PM  
**Div. 1 HO Modules will be running!!!**

## Model Training Day! - November 6

NMRA MCR Div. 4  
Black River Landing & Transportation Center  
421 Black River Lane, Lorain, Ohio 11 AM - 4 PM

## Erie Model Train Show - November 6

Rainbow Gardens - Waldameer Park, PA  
Admission \$5.00 10 AM - 4 PM

## Paranormal Investigation of the Painesville Railroad Museum - November 11

Painesville Railroad Museum, Painesville Depot  
475 Railroad Street, Painesville, Ohio 44077  
Admission \$25.00 9 PM - Midnight

## Akron Train & Toy Show - November 13

Emidio & Sons Expo Center  
48 E. Bath Rd., Akron, Ohio  
Admission \$3.00 9 AM - 3 PM

## Mansfield Train Show - November 20

Fairhaven Hall, Richland County Fairgrounds  
750 N. Home Rd., Mansfield, Ohio 44906  
Admission \$7.00 10 AM - 3 PM

## TCA - Thanksgiving Train Show - November 26

UAW Hall 5615 Chevrolet Blvd., Parma, Ohio 44130  
Admission \$6.00 10 AM - 3 PM

## Marion Union Station Assoc. Model Train Show - Dec. 3

Marion County Fairgrounds Coliseum  
220 E. Fairgrounds St., Marion OH 43302  
Admission \$5.00 10 AM - 3 PM

## Medina Train and Toy Show - December 4

Medina Fairgrounds, Medina, Ohio 44256  
Admission \$6.00 9 AM - 3 PM

## Massillon Train & Toy Show - December 11

K of C Hall, 988 Cherry Rd. NW, Massillon, Ohio 44647  
Admission \$5.00 10 AM - 3 PM

---

### PEDDLER FREIGHT SUBSCRIPTION FORM

Division 1 has moved to email publishing of the Peddler Freight. There is no cost for the email Peddler Freight. However, if you want to receive the Peddler Freight by regular mail, Division 1 requests that you subscribe in order to support the cost of printing and mailing. Under current rules, you will NOT be denied a copy of the Peddler Freight if you do not subscribe, but your support for Division 1 would be appreciated.

SUBSCRIPTION COST: \$5.00 for the publishing year September, 2022 through June, 2023.

Make checks payable to: Division 1 - MCR - NMRA

Mail to: Bruce Hukill, editor  
901 Wicket Dr.  
Akron, OH 44307

Name \_\_\_\_\_

Address \_\_\_\_\_

PIKE AD: \$5

City \_\_\_\_\_ Zip \_\_\_\_\_

EMAIL SUBSCRIPTION (Free)

Email \_\_\_\_\_

Subscription preference: Mail \_\_\_\_\_ Email \_\_\_\_\_

**PEDDLER FREIGHT**

901 Wicket Dr.  
Akron, OH 44307

Publication of Division 1 - MCR - NMRA  
The Akron, Canton, Youngstown Division

First Class

**Division 1 Officers**

Superintendent - Jim DiPaola 330-297-5571  
Asst. Superintendent - Sam Eisele 330-322-3487  
Treasurer - Mike Bradley 330-325-7622

**Division 1 Appointees**

Clerk - Jeff Stone 330-356-0486  
PF Editor - Bruce Hukill 330-571-4037

**Division 1 Volunteer Positions**

Achievement Program - Lloyd Horst 330-465-7402  
Apparel - OPEN  
Christmas Dinner - Randy Dettmer 330-653-3537  
Clinics - Jim DiPaola 330-297-5571  
Exhibitions - Matt Woods 330-465-8724  
- Lloyd Horst 330-465-7402  
Membership - Jim Peters 216-402-8507

Modules:  
HO/Chair - Lloyd Horst 330-465-7402  
NTRAK/T-TRAK - Don Bonk 330-418-6860

Roster - OPEN  
Webmaster - Steve Zapytowski 330-715-3444

**WHO TO CONTACT IN  
DIVISION 1  
AND THE NMRA**

**Mid-Central Region**  
President - David Neff  
email: mcrpez@nmra.org

**National Model Railroad Association**  
President - Gordon Robinson  
email: president@nmra.org

The **Peddler Freight** is published each month September through November and January through June. Opinions expressed in this issue may not represent the opinions of the Editor, Division 1, MCR or NMRA.

