



PEDDLER FREIGHT

Division 1 - MCR - NMRA

Akron - Canton - Youngstown Division

Serving Carroll, Columbiana, Harrison, Mahoning, Portage, Stark,
Summit, Trumbull, Tuscarawas and Wayne Counties

www.div1-mcr-nmra.org

Volume 29 - Issue 3

January 2022

Superintendent's Bulletin



Sitting here minding my own business-content to be the Assistant Superintendent; you know, kind of like the Vice President... not much to do, fill the spot, be another pretty face... OK, I guess that's stretching it a bit too far. I gladly agreed to be Bob's Assistant Superintendent. There's really not much to do. You may be asked to run a meeting if Bob isn't able to attend. I tell myself Bob

never misses a meeting, besides if he does I spent nearly 40 years in the Army - meetings - I've been to many many meetings. Besides that I get to sit at the "Big Shots Table," right up front. That's a good thing because I don't hear will and I'll finally get to hear what's going on in the meeting.

That's my way of trying to approach a very important aspect of model railroading - friendship, camaraderie, whatever you want to call it. We have a reason to get together and talk about a common interest. Train shows are another example of what I'm talking about. They are as much a social event as anything. Is there anything you really have to have at a show. Usually it's who's there and maybe you'll trip across some gem you have to take home. (I always seem to find a bag full of gems I probably don't really need).

At the Mt. Hope Train Show Bob broke the news to me that his son's cancer is back and he needed to step down to be with his family. I was shocked to say the least. This is REAL WORLD stuff. All of the sudden trains aren't the most important thing going - "one of ours" is in a serious battle. Please try to take a moment each day to keep Bob, Twyla and their family in your thoughts and prayers. Also take an extra minute to let your family know you love them and how special they are.

In the meantime, I'll do my best to try to run a meeting and keep us on track - so much for sitting back and being a pretty face. With everyone's help we will all get through this.

Sam Eisele, Superintendent
NMRA, MCR, Division 1

Message From Bob Ashley, Jr.



To the members of Division 1,

Most of you know our son Rob, he is a past member of the Division and has been involved with the Module Group and the OP sessions over the years until he moved to Virginia ten years ago.

Over the last two years Rob has been dealing with colon cancer and was doing very well. Six weeks ago Twyla and I had our world turned

upside down by finding out that his cancer is back and this time it is in his bladder. As of now the doctors are still doing tests to see if it is contained to the bladder.

At this time, my head is not where it needs to be to put the best interest of the Division first, so as of the November 21 meeting I will be stepping down and Sam will be taking over as superintendent. I would hope everybody gives Sam the support you have given me.

I would like to thank everybody for the help, thoughts, and prayers during this difficult time for us. I feel my stepping down is what's best for the Division, Twyla and myself.

Sincerely,
Bob Ashley, Jr.

2021 - 2022 Division 1 Events

January- Sebring Model Railroad Club
February - TBD
March - TBD
April - TBD
May - TBD
June - TBD

Interested in hosting a meeting?
Contact any Division 1 officer.

**Division 1, MCR, NMRA
Meeting Minutes
November 15, 2021**

1. Welcome: ~ Call to order: 2:18 PM

- ~ by Superintendent Bob Ashley, Jr.
- ~ Participants: 12 members.
- ~ Location: Youngstown Model Railroad Club.
- ~ Welcome to Bob Gurdak first meeting.

2. Clerk: Jeff Stone

- ~ Previous meeting minutes published in Peddler freight.
- ~ Motion to approve minutes, (Bob Ashley, John Spinks) unanimously approved.

3. Treasurer: Mike Bradley

- ~ Checking account balance \$5,645.88.
- ~ Module Fund balance \$2,013.37.
- ~ CD balance \$3,191.71.
- ~ Money Market balance \$10,028.83.
- ~ Total assets \$18,866.50.
- ~ Income: Merchandise sales at show: \$56.00.
- ~ Expenses: Peddler Freight \$78.80.
- ~ Motion to approve treasurer report (Jeff Stone, Don Bonk) unanimously approved.

4. Superintendent: Bob Ashley, Jr.:

- ~ Each Division Superintendent to provide list of clinicians by January 2022.
- ~ NMRA creating digital magazine, will continue print edition as well.
- ~ Patrick Wamsley approved for Educational Membership.
- ~ Region looking for 2024 convention host. Possible scenario Division 4 hosts with help from Division 1 at Independence Holiday Inn.
- ~ Motion made to vote at January meeting on assisting Division 4 hosting 2024 Convention (John Spinks, Bob Gurdak), unanimously approved.
- ~ Division 4 meets in Westlake 2nd Friday September - June if anyone interested.

5. Peddler Freight Committee: Bruce Hukill:

- ~ New member Timothy Fox contact information not working.

6. Membership Committee: Jim Peters:

- ~ Please welcome the newest member to our division, Leonard Bossart.
- ~ Membership as 81.
- ~ Reported inventory of various items and reported selling some items at show. It was noted that he may have had incorrect prices on some items.

~ Items:

- Jaite Freight House (N), 2,
- Jaite Freight House (HO), (1 kit sold)
- ACY Boxcar (N), 3 sets
- ACY Gons (HO), 1 Set (Sold)
- Pike Stuff Contractors N, 1 Building Kit N

- ~ Please forward Patrick's application to the NMRA, or send to Jim to process. Please make sure Patrick signs it.
- ~ Need photos for recruiting display at shows!

7. Clinic Committee: Jim Dipaola: No report.

8. Achievement Committee: Lloyd Horst: Not present.

9. Module Committee: Bob Ashley, Jr:

- ~ Age of Steam setups for 2/3rd, 9/10th of December too difficult, due to weekday schedule instead of weekends. Respectfully declined and asked to be considered for future opportunities. Consensus in agreement.
- ~ Salem setup still on, however may be cancelled to allow Youngstown RR Club (Sponsor) to sell more table space. We would still have a membership table.

10. Facebook Committee: Jim DiPaola: No report.

11. Old Business: Bob Ashley, Jr.:

- ~ Attendees perused the menu for the Holiday Lunch and selected the Fajita Buffett (\$19.99) as the standard meal. An à la carte menu is available.
- ~ Motion made (Jeff Stone/Sam Eisele) to use \$300.00 (\$150 from Module fund and \$150 from checking account) for raffle prizes at Holiday Lunch. Minutes approved unanimously.

12. New Business: Bob Ashley, Jr.:

- ~ Bob Ashley, Sr. opined that someone needs to send out reminders for meetings. Discussion followed.
- ~ Bob Ashley, Sr. opined that the module group is our only public contact and should be supported. Discussion followed. Jeff Stone was asked about the BSA Merit Badge, and he responded we can not formally offer the badge as an NMRA function.

13. Bring and Brag:

- ~ Bob Ashley Sr. bought some Broadway Limited articulated passenger cars and they do not track well; considering returning. No one had suggestions for improving the performance.

14. Good of the Order/Announcements:

- ~ Glen's Train Shop is now a Thirsty Dog Brewery tasting room. Unfortunatley no train decor is present.
- ~ John Spinks introduced his son Jaden.
- ~ Bob Ashley Jr. addressed the meeting that due to a severe illness in family which will demand his time and attention, he has stepped down as Superintendent effective immediately and Sam Eisele will now be the Superintendent.
- ~ Discussion led by Bob Ashley Jr. on status of module group, particularly he and Bob Sr., and direction going forward. Lighter modules discussed as well as Bob Jr. donating his trailer to the group. Age of participants and physical ability to carry and assemble the modules was a topic. Bruce Hukill suggested that the "way forward" be discussed by the module group as they are the ones involved both actively and financially, and brought forward at a later date.

15. Adjournment:

- ~ Motion to adjourn (Bruce Hukill/Jim DiPaola) approved.
- ~ Time: 3:40 PM.

**Respectfully submitted,
Jeff Stone, Clerk**

PEDDLER FREIGHT SUBSCRIPTION FORM

Division 1 has moved to email publishing of the Peddler Freight. There is no cost for the email Peddler Freight. However, if you want to receive the Peddler Freight by regular mail, Division 1 requests that you subscribe in order to support the cost of printing and mailing. Under current rules, you will NOT be denied a copy of the Peddler Freight if you do not subscribe, but your support for Division 1 would be appreciated.

SUBSCRIPTION COST: \$5.00 for the publishing year September, 2021 through June, 2022.

Make checks payable to: Division 1 - MCR - NMRA

Mail to: Bruce Hukill, editor
901 Wicket Dr.
Akron, OH 44307

Name _____

Address _____

PIKE AD: \$5

City _____ Zip _____

EMAIL SUBSCRIPTION (Free)

Email _____

Subscription preference: Mail _____ Email _____

The Killbuck Valley Railroad - Installment 2 of 3

Preparing the Shelves and Laying the Scenery Base

by Matt Woods

As mentioned in the first installment, each section of my Killbuck Valley Railroad is built on a 24" x 8" wooden shelf that can be wall-mounted with two screws. These shelves come unstained and are roughly three inches thick. For each of the four sections, the same procedure was used to ensure a uniform position of the track and the amount of space available for scenery and terrain variations.


The four sections include the Overton depot scene, the fall tree line, the abandoned tipple siding, and the flag stop

station of Poor, which also serves as a makeshift coaling stop for locomotives. Each section can be interchanged to create a variety of different orders or configurations of the layout and the scenery treatment and colors are consistent throughout.

The following photos and captions will describe the techniques used in each phase of the project.



(left) The Killbuck Valley Railroad passes through the 'fall tree line' section of Matt Woods' shelf layout. Three other 24" x 8" sections make up this highly detailed narrow gauge railroad.



1 For each shelf, a 1/4" black foam core base was glued on using *Tacky Glue*. This provides a uniform foundation for laying the track and securing subsequent scenic layers such as styrofoam and *Das Air Dry Clay*. The track is a unique product from *Custom Trax*. The track is pre-made, handlaid track on wooden ties and a foam roadbed. It comes pre-ballasted, although for this project, it was re-ballasted. The foam roadbed was secured with *Tacky Glue* approximately 2" from the front edge of the shelf.



2 On each of the four layout sections, the terrain is different. Two of them have fairly extensive stratified rock carved from styrofoam and positioned along the back edge of the shelf secured with *Tacky Glue*. Carving foam to mimic stratified shale or sandstone with coal seams is not as difficult as you might think. It does require some practice and using reference photos can be helpful. The foam carving can be started before securing the pieces to the shelf, but additional shaping and sculpting can be done once it is glued in place. Start by cutting a series of parallel, horizontal lines using an *Exacto* knife and chip away chunks until a satisfying rock appearance is achieved. On the two sections with the rock formations, I used green extruded polystyrene foam on one of them and 1/2" black foam core with the paper backing removed on the other. These foams are two different densities and textures, but both proved to be usable for this application. The blending of the foam layers and enhancing the terrain profile comes in the next step.



3 Historically, (left and middle left) I have used *Sculptamold* for blending foam layers and creating variations in surface topography, but in recent years, have switched to *DAS* brand air dry clay. I find the clay easier to contour and shape, along with a shorter drying time. The clay retains texture better and allows small areas to be shaped more easily. Once the clay has been positioned and smoothed with wet fingers, it can be textured by stippling with a cut off china bristle brush over the surface. This imparts a good granular type appearance that will resemble earth once painted. The drying time of the air dry clay is around 24 hours for complete hardness. It is best to work in fairly thin layers. Once all the clay has thoroughly dried, a coating of inexpensive raw umber craft paint can be applied to everything but the track. This provides a good dark earth tone base for subsequent scenery layers.



4 I did not follow (above right) the exact same procedure on all of the shelf sections as far as adding dirt or grit texture to the painted clay. On the final section I added texture on top of the clay base. Historically, model railroaders have relied on the colors of the materials they choose to achieve the final scenery coloration. In the military modeling realm, dissimilar colored textures are used and unified through painting and colored washes. On the fourth section, I took this approach and found it to be very successful. The depth and scale of color can be varied more easily using paint and a more realistic appearance can be achieved. I have used the traditional approach on many projects, but am convinced this military modeling technique is superior and more versatile. As previously mentioned, I started by stippling a dilute base of raw umber craft paint and worked in various other earth shades using different dilutions. In nature, the ground is not one uniform color and this variation can easily be achieved with acrylic paints.


5 Once the scenic foundation (right) has been painted with the base layer of raw umber and some tonal variation has been imparted with either washes or stippling of other earth tones, the rock work can be painted. The carved foam rock work should start with the same base coat of raw umber as the rest of the groundwork. It is critical that all the nooks and crannies of the stratified foam receive the base coat and no foam is showing through. From there, various tans and light gray can be stippled and dry brushed onto the rock face. The cracks and crevices will retain the darker raw umber color while the rock faces are lightened with the tan and/or gray. There is no exact procedure for getting the rock to look right. Referring to photos and adding other rust colored tones will achieve more realism. Once a satisfactory rock coloration is laid down, a wash of diluted black acrylic paint can be brushed over the rock surfaces. Once this is thoroughly dry, a drybrushing of light tan or gray can be done over the hard edges of the rock. If a coal seam is desired, go in using a dark gray black and paint one of the stratified layers, particularly under an overhang to represent a vein of coal. Shale rock comes in many different earth tones, depending on lighting and degree of moisture. Experiment with a range of colors. This is a very forgiving technique and you can always start over by repainting the foam with a raw umber base.



6 As mentioned in the first photo caption, the *Custom Trax* product is pre-ballasted. The sections I used are On30 Code 70 with *Woodland Scenics* cinder ballast. I have recently gravitated to obtaining my ballast from various accumulated cinders, dirt, and small rocks that you find in parking lots or near storm drains. This material, when sifted, has a very realistic varied tone that cannot be matched with any commercial product. It is also very fine and simulates steam era weathered ballast and cinders very well. On three of the four sections, I used this approach and have done so on other projects. It is free and can be found in many locations. The traditional approach of spreading the ballast using a soft brush followed by a light misting of isopropyl alcohol and diluted matte medium was used. To further enhance the appearance of the track, I extensively used *Pan Pastels* which are similar to weathering powders. They come in a cake form and contain an adhesive. By using a soft brush, a variety of earth tones were applied to the rail and dry ballast to give a more realistic appearance.



In the next installment, we will cover the foliage and scenic details on The Killbuck Valley Railroad.



January Bring and Brag Suggestion

rust: a reddish - or yellowish - brown flaky coating of iron oxide that is formed on iron or steel by oxidation, especially in the presence of moisture.

With steel and iron present everywhere, especially when it comes to trains, rust is an everyday occurrence. So grab an example or two of how you have modeled rust and bring it to the January meeting. If your example is too heavy or permanently attached to your layout, bring some photos to share.



MCR 2024 Convention

Divison 4 has asked if Division 1 would help with the Mid-Central Convention in 2024. This was discussed at the November meeting and it was decided a vote would be taken at the January meeting. If you want you voice to be heard and your vote counted, attend the meeting.



Indy Junction
2022
MWR NCR MCR
RPM Conference

May 18-22, 2022

www.indyjunction2022.org

THIS MONTH'S MEETING
Sunday, January 16, 2022
Sebring Model Railroad Club
216 E. Pennsylvania Ave., OH 44515
The doors will open at 1 PM to allow
plenty of time to see the trains.
Division 1 meeting starts at 2 PM.

10th Year



MICHAEL L. BRADLEY
LUTCf, CISR



BRADLEY INSURANCE AGENCY

WWW.MBRADLEY.COM

851 W. Main St.
Ravenna, OH 44266
Email: michael@mbradley.com

Phone: (330) 296-7622
Fax: (330) 296-7672

10th Year

Carol Ann Bonk, ABR, GRI
REALTOR®

Cell: 330-936-9752
Fax: 330-875-1179
CarolAnnBonk@kw.com

KELLER WILLIAMS®
LEGACY GROUP REALTY
4580 Stephen Circle, N.W., Suite 100, Canton, OH 44718







Need a train room?
Call me! (330) 936-9752

BONK - RR
Bankers of Ohio
and Northern
Kentucky Railroad

N-Scale
VISITOR'S PASS




Donald and Carol Ann Bonk
Louisville, Ohio 44641



7345 Hahn Street
330-875-4567


THE
TILLAMOOK
& ASTORIA
RAILROAD COMPANY

Steve Zapytowski, MMR 612
 Division 1, MCR, NMRA
 330-678-4583
 szapytowski@neo.rr.com
www.div1-mcr-nmra.org/steve-zapytowski




Northwestern Oregon Circa 1912 — HO and HOOn3

Pittsburgh, Youngstown & Ashtabula Railroad
www.pyamodelrailroad.com



Jim DiPaola
 3201 Summit Road, Ravenna, OH 44266-9018
 330-577-6052
 Chief1RTFD@aol.com



DAVIES STEEL

216.402.8507

LS & MJ Railroad
 Little Scioto & Mingo Junction

Jim Peters
 Interested in operation send email:
jpeters711@yahoo.com

Membership Report

Let's welcome our newest member to Division 1. Leonard Bossart joined in December. As of December, 2021 membership stood at 81. Without a PF in December, I will add any new members we pick up in December in the Jan. PF. Help: I tried contacting November's new member Timothy Fox via email. The address I was given bounced back and there is no telephone number in the database. If anyone can supply contact information, please pass it my way. Thank you

The Mt. Hope Show was my first opportunity to serve the division as the membership chair. I created an inventory sheet as I found some kits and apparel to sell among the material passed to me. The division has a separate page where you can view the apparel with prices. However, I could not find any information on the models left with the membership materials, so I am supplying information that reflects the current inventory.

Jaite House kits	N	\$35.00	2
	HO	\$35.00	*1
Rolling Stock N			
ACY	Boxcar sets	\$35.00	3 (sets)
HO	ACY Gondolas	\$21.00	*1
Pike Stuff			
N	Contractors	\$19.95	1
Bldg Kit			
N	Multi Purpose	\$18.95	1

*one each sold during show.

We also received one membership application for the division to pay (scholarship) pending discussion and approval at the next meeting.

The most recent NMRA records show that we have an additional three members! Let's welcome also David Six, Gary Ryan and Stanley McNeel Jr. This makes for a total of 83 as of Jan. 1, 2022.

I am currently updating our current PR board that we display during the show. I will offer the old photos at the meeting in January on a first-come, first-serve basis, which will be replaced by your new latest photo of your layout. Please bring color photos of your layout to replace the old ones.

Jim Peters
Membership Chair

Editor's Note: The Micro-Trains boxcar sets were originally sold for \$77.00 a two car set and \$39.00 for one car. Division 4 has them advertised on their website for \$25.00 per car. The HO gondolas are listed at \$20.00 each on the same website.

Train Shows and Open Houses

Mansfield Train Show - January 2, 2022

Fairhaven Hall, Richland County Fair Grounds
750 N. Home Rd., Mansfield, Ohio 44906
Admission - \$7.00 10 AM - 3 PM

Snow Dogs Train Show - January 8

Cuyahoga Valley S Gauge Association
UAW Hall 5615 Chevrolet Blvd., Parma, OH 44130
Admission - \$6.00 10 AM - 3 PM

Youngstown Model Railroad Assoc. - January 9 Toy & Train Flea Market

Salem Center Plex
1098 N. Ellsworth Ave., Salem, Ohio 44460
Admission \$5.00 10 AM - 3:30 PM

Train Collectors Association - January 29 Winter Train Meet

UAW Hall 5615 Chevrolet Blvd., Parma, OH 44130
Admission - \$6.00 10 AM - 3 PM

Medina Train & Toy Show - February 6

Medina Fairgrounds
Medina, OH 44256
Admission - \$6.00 9 AM - 3 PM

Mansfield Train Show - February 13

Fairhaven Hall, Richland County Fair Grounds
750 N. Home Rd., Mansfield, Ohio 44906
Admission - \$7.00 10 AM - 3 PM

Canfield Train and Toy Show - February 19

Canfield Fair Grounds - New Event Center
7265 Columbiana, Canfield, OH 44406
Admission - \$6.00 10 AM - 3 PM

Independence Train Show - March 5

Independence High School Fieldhouse
6001 Archwood Rd., Independence, OH 44131
Admission - \$7.00 10 AM - 3 PM

PEDDLER FREIGHT

901 Wicket Dr.
Akron, OH 44307

Publication of Division 1 - MCR - NMRA
The Akron, Canton, Youngstown Division

First Class

Division 1 Officers

Superintendent - Sam Eisele	330-322-3487
Asst. Superintendent	
Treasurer - Mike Bradley	330-325-7622

Division 1 Appointees

Clerk - Jeff Stone	330-356-0486
PF Editor - Bruce Hukill	330-571-4037

Division 1 Volunteer Positions

Achievement Program - Lloyd Horst	330-465-7402
Apparel - OPEN	
Christmas Dinner - Randy Dettmer	330-653-3537
Clinics - Jim DiPaola	330-297-5571
Exhibitions - Matt Woods	330-465-8724
- Lloyd Horst	330-465-7402
Membership - Jim Peters	
Modules:	
HO/Chair - Bob Ashley Jr.	216-905-8860
NTRAK/T-TRAK - Don Bonk	330-418-6860
Roster - OPEN	
Webmaster - Steve Zapytowski	330-715-3444

**WHO TO CONTACT IN
DIVISION 1
AND THE NMRA****Mid-Central Region**

President - David Neff
email: mcrprez@nmra.org

National Model Railroad Association

President - Gordon Robinson
email: president@nmra.org

The **Peddler Freight** is published each month September through November and January through June. Opinions expressed in this issue may not represent the opinions of the Editor, Division 1, MCR or NMRA.

