



PEDDLER FREIGHT

Division 1 - MCR - NMRA

Akron - Canton - Youngstown Division

Serving Carroll, Columbiana, Harrison, Mahoning, Portage, Stark, Summit, Trumbull, Tuscarawas and Wayne Counties

www.div1-mcr-nmra.org

Volume 31 - Issue 3

November 2023

Superintendent's Bulletin





We've all run across a situation when working on our layout, a locomotive, car, scenery, building, etc. where we had a vision of what we wanted but the actual finished project wasn't shaping up. So, what to do? You can contact a fellow model railroader and ask for help. Try various things to get that vision to be a reality. Or do what I did and leave it untouched until one day the "lightbulb" goes off.

On my layout I have an open staging yard on a lower level that ends at the edge of the layout. I needed to do something that would disguise the actual end of the track and make it seem like the tracks continued. On other layouts I've seen the end disguised by a bridge or building and that worked well. My thought was to disguise the end with a bridge of some type. I set about gathering different pieces and parts to build a bridge of some type. But every time I sat down and tried to envision the end result the "lightbulb" just didn't go off. So, the space sat empty for years. That's right, years.

I was very blessed to have Dean Freytag as a friend and mentor and to this day I'm sure he's still keeping an eye on me, as well as getting a good laugh now and then as I build my basement empire. One of Dean's sayings was, "Even a blind squirrel finds an acorn." And that "acorn" was allusive to me as I searched for my bridge solution. Little did I know that the clue to finding my solution was about 15 feet away.

I was fortunate to have been one of four people to inherit Dean's model railroad. One of the items was a Lionel O scale bridge Dean used to represent a massive HO bridge. And on a recent day as I walked past that part



of my layout where the massive HO scale bridge was installed, the "lightbulb" came on. I was looking for something to represent a massive bridge in HO scale and my solution was to look to O scale. I did and I found my solution bridge. Thank you Dean!

Thinking out the scale, so to speak, may be the answer to that unsolved project on our layout or model railroad project. So don't be afraid to try it. Or phone a friend.

All Aboard!!
Jim DiPaola, Superintendent
NMRA, MCR, Division 1

T-TRAK News Two important dates

The following dates are fast approaching and are significant to the success of the first public display of the HO T-TRAK modules at the Age of Steam Christmas event.

November 19 - We will have set up the HO modules at the conclusion of the business meeting. Please bring your HO modules, **completed or not**. Lloyd Horst has tentatively set the layout as curves and 6 - 8 straights. The plan is to have at least two curves and the straight modules ready with scenery by the show.

December 6 - Set up at the Age of Steam at 1 PM.

2023 - 24 Division 1 Events

November 19 - Ravenna Township Meeting Hall
December 2 - Luncheon at Hartville Kitchen, 12 Noon
January 21 - TBD
February 18 - TBD
March 17 - TBD
April 21 - TBD
May 19 - TBD
June - Date and location TBD

Division 1, MCR, NMRA
Meeting Minutes
October 15, 2023

1. Welcome:

- ~ Call to order: 2:05 PM.
- ~ By: Jim DiPaola, Superintendent
- ~ Participants: 12 members.
- ~ Location: Ravenna Township Offices.

2. Clerk: Jeff Stone:

- ~ Previous meeting minutes published in Peddler freight.
- ~ Motion to approve minutes, (Steve Zapytowski / Bob Gurdak) carried.

3. Treasurer: Mike Bradley:

- ~ Report presented by treasurer. Available on request.
- ~ Income: \$100 Modules, \$26 50/50.
- ~ Expenses: \$176.50 Module supplies (Lloyd Horst.)
- ~ Motion to approve treasurer report, (Steve Zapytowski / Bob Gurdak) carried.

4. Superintendent: Jim DiPaola:

- ~ Announced Christmas Luncheon December 2nd, noon, Hartville Kitchen.
- ~ Train show November 12th, Emidios in Cuyahoga Falls.

4a. Assistant Superintendent: Sam Eisele: No report.

5. Peddler Freight Committee: Bruce Hukill: Next deadline October 22.

6. Membership Committee: Jim Peters: 77 members.

7. Clinic Committee: Jim DiPaola:

- ~ Today's clinic, Jim DiPaola NUCOR steel mill.
- ~ November clinic T-TRAK set up, please!

8. Achievement Committee: Lloyd Horst: Waiting for members to send in qualification forms.

9. Module Committee: Lloyd Horst: Wooster Model RR Club would like a display of modules in various stages of completion for Route 30 open house weekend.

10. Facebook Committee: Jim DiPaola: No report.

11. Website Committee: Steve Zapytowski:

- ~ Site Sessions: 64
- ~ 83% New Visitors, 17% Returning Visitors.
- ~ 53 Visitors direct, 14 from the MCR website, 6 from Google, 3 from Bing.

12. Old Business: Jim DiPaola: None.

13. New Business: Jim DiPaola:

- ~ Motion carried to spend up to \$200 on door prizes for Christmas luncheon (Bob Anelli / John Spinks).
- ~ RR flea market at Ravenna Township Office during model RR open houses.

14. Bring and Brag:

- ~ Frank Trocchia demonstrated a wifi DCC system.
- ~ Sam Eisele brought a picture of a Babcock and Wilcox rail car nuclear waste carrier.

15. Good of the Order/Announcements:

- ~ John Spinks brought in "tool box" struts, free to a good home.
- ~ Please send Steve Zapytowski current photos of home layouts and T-TRAK modules.
- ~ Bob Anelli won 50/50 (\$26).

16. Adjournment:

- ~ Motion to adjourn carried.
- ~ Meeting adjourned at 2:40 PM.
- ~ Clinic followed meeting.

Respectfully submitted,
Jeff Stone, Clerk, Division 1

Module Report

Age of Steam Display

For the Age of Steam setup, I will need about 6 - 8 modules and the corners. If you would like your module to be considered and you are able to bring it, please let me know. We will set up the modules on Wednesday, December 6 at 1 PM. The Age of Steam

Roundhouse is located at 2113 Smokey Lane Rd. SW, Sugar Creek, OH 44681.

Practice Setup

There will be a practice setup at the November meeting. Please bring your modules completed or not. We will need all four corners and six to eight straight modules for the Age of Steam display.

Lloyd Horst
Module Chair

Get your tickets NOW for..



Photo Courtesy of:
Josh Cohen

Santa Comes to the

Roundhouse!

Join us on December 9th, from 9:00am to 1:00pm as we welcome Old St. Nick to the Age of Steam Roundhouse Museum! Board the train at our visitor center to be taken over to the roundhouse to see Santa. Cookies and hot chocolate will be provided for all guests. Our younger guests can also participate in a small craft after seeing santa that they can take home with them.

For ticket information, visit our website at www.ageofsteamroundhouse.org

Click on image at right to get information on Santa at the Age of Steam Roundhouse!

Inspirational Runaround

A trip of inspiration for myself and those I visited

By Frank Trocchia

I am not retired, so I work every day from nine to five as a software engineer. You would think I create wonderful code, but what I really do is fix everyone else's code problems. As I'm working in the beginning of June, I receive an email from my human resources department informing me that I have 152 hours of vacation time that I need to use before August, or I will lose them. That is almost four weeks' worth of vacation I need to take in about two months' time. Not a bad problem to have.

I recently started my journey through the Chief Dispatcher AP, so I came up with the idea to call people outside my Mid-Central Region Division 1 area to see about maybe visiting and doing some operating sessions! My plan would be to get some operating session time in, but also to see other layouts and get ideas for my layout, which I haven't started yet. I sent out a message to Bob Weinheimer, MMR and Fred Soward, MMR, who graciously invited me to visit.

First up was Bob Weinheimer's layout. Bob is in the Charleston, WV area, so it took about three hours to drive there. What a wonderful drive it was going through the



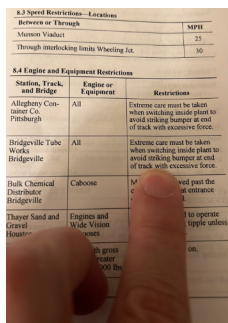
(above) Bob Weinheimer's HO scale Pennsylvania Southern.

Southern, and is a point-to-point HO layout with two staging and one main yard in one room, while the main layout is in an adjoining room. It centers around coal country of southern Pennsylvania, and so when the session started, I was immediately running a coal drag. I had to be careful because Bob uses real loads of black

Appalachian foot hills. I checked into the hotel, spent way too much on dinner, let people know I had arrived, and then went to Bob's. Being the first there I got some time to look over the layout and get some pictures to share.

The layout is called the Pennsylvania

sanding grit as coal, so if I derailed it would have been a real mess! I did very well most of the night, though I did get reprimanded when I bumped the throttle wrong and crashed into the back of a structure. Thanks, Bob, for the great and inspiring evening!




(left) The Rule Breaker.

After getting back home I was contacted by Fred Soward, who was working on a real treat for me, as you will see soon. In the meantime, he suggested I go to <https://www.OperatingSessions.com> and register to run on a layout hosted by Dan Hinel, MMR. I went to that website and registered for Hinel's layout near Indianapolis and also for the next day at Gary Evans' layout near Fort



(above) Dan Hinel's HO layout.

Wayne. Looks like another long drive, but I was up for it. When I arrived at Hinel's layout I was blown away. His HO layout takes up 2700 square feet, being a double mainline loop around the entire basement. From what I could tell the mainline for sure, as well as many of the sidings and industries had block occupancy detectors, and so all the signals were working and accurate. I found out later this was a fully realized CMRI system. In one corner of the basement was a large screen where the dispatcher could monitor the entire layout on a CTC panel.



(above) Dan Hinel's CTC Panel.

My first job was running the well job, a train with many oil tankers. I was the engineer and was shown the ropes of the layout by John my conductor. We slowly went around the loop, dropping cars and picking up cars, following signals as we went. I didn't miss a single signal! There were times we would contact the dispatcher by telephone so we could proceed. I went away that night inspired to make my layout with block occupancy and working signals.

Next, I went to Gary Evans' layout near Fort Wayne. Gary recently moved, and so the HO layout moved to a bigger space in a two-car garage. This operating session would be the first time running in the new location. We were warned there could be technical issues, and to everyone's surprise, there were none! With a limited crew



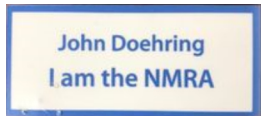
(right) One of two yards on Gary Evans' HO layout.



(left) Chris Broughton's clean N scale layout.

I was asked to run one of the two yards on the layout. This would be my first time running a yard, and I can tell you I was a little nervous, but after the first half hour or so I really got into a groove and things went just fine. This taught me a lot about yards, and working a yard, and again inspiration was had for my layout.

In speaking with Gary, he wasn't currently an NMRA member, though he was in the past. This gave me an opportunity to talk about all the great things happening in the NMRA right now. "I am the NMRA" as John Doehring would say. I hope through our conversation I inspired Gary to check out the NMRA again. We will see.



Fred Soward finally got back to me a few days later, and so I thought I would be visiting to do another operating session on his layout. But if you know Fred, that isn't all he

had planned! Fred had lined up a two-day whirlwind tour of layouts (right) in the Louisville area, focusing on N scale for many of the layouts, the scale in which I model.

The first day of my visit to the Louisville, KY area had three N scale layouts to visit. The first was to Bob Kuchler, MMR. His N scale layout, the Milwaukee Road, is in his basement, and is a loop with a double mainline going around the room, with each of the loop next to the entrance to the room. There is a peninsula on one end that is dedicated to Schlitz beer. Really great. Bob mentioned that he hadn't run any trains in quite a while, as one end of his layout was being used as a

Frank Tracchia	
June 26, 2023	
10:00 AM - 12:00 PM	Frank Tracchia
12:00 PM - 1:00 PM	Travel
1:00 PM - 2:00 PM	Bob Kuchler (N Scale Layout)
2:00 PM - 3:00 PM	30 Matthews Lane (N Scale Layout)
3:00 PM - 4:00 PM	Travel
4:00 PM - 5:00 PM	Chris Broughton (N Scale Layout)
5:00 PM - 6:00 PM	Black Mountain (N Scale Layout)
6:00 PM - 7:00 PM	Travel
7:00 PM - 8:00 PM	Frank Tracchia
8:00 PM - 9:00 PM	Frank Tracchia
June 27, 2023	
10:00 AM - 11:00 AM	Travel
11:00 AM - 12:00 PM	Bob Kuchler (N Scale Layout)
12:00 PM - 1:00 PM	Travel
1:00 PM - 2:00 PM	Frank Tracchia
2:00 PM - 3:00 PM	Travel
3:00 PM - 4:00 PM	Bob Kuchler (N Scale Layout)
4:00 PM - 5:00 PM	Travel
5:00 PM - 6:00 PM	Bob Kuchler (N Scale Layout)
6:00 PM - 7:00 PM	Travel
7:00 PM - 8:00 PM	Bob Kuchler (N Scale Layout)
8:00 PM - 9:00 PM	Travel
9:00 PM - 10:00 PM	Bob Kuchler (N Scale Layout)
10:00 PM - 11:00 PM	Travel
11:00 PM - 12:00 AM	Bob Kuchler (N Scale Layout)

workbench. Having me visit inspired him to get the space cleared, the track cleaned, and get a train running! I was his inspiration, but his layout gave me a lot of ideas for mine.

The second stop was at the layout of Chris Broughton, MMR. Going down to his train room I was amazed at what I saw. The entire room was the most organized and clutter free I had seen that had a layout in it! His layout is also N scale, and was designed off of the Free-moN standards. This layout had a single mainline track with two loops at each end. At the switch for each loop, he has an automated reversing circuit and switch throwing machine, so trains could continuously run. Unfortunately, there was a panel to throw the switch, and I accidentally pressed it with my belly, causing a train to derail. To get to the other side of the track, there's a swing gate bridge, which of course has a soft close mechanism. Very well done.



(above) Chris Broughton's N scale layout has turnout controls that the author accidentally activated.

Seeing what can be done, and how it can be so clean, gave me some ideas and once again... inspired me.

The last stop for the first day was to visit Rick Maloney, MMR. Right off the bat this was different... it was in the attic! The layout started out as N-TRAK modules, which if you aren't aware, has three main tracks on 2' x 4' modules, and from there the layout grew to take up the entire attic. When we arrived, four

trains were running, which appeared to be in separate sections of the layout. There were so many buildings, cities, towns... you name it. Rick's layout was fantastic, but there were many sections that seemed to be

(right) Bob Kuchler's N scale layout features a huge Schlitz Beer facility.



(left) Rick Maloney's N scale attic layout has its origins in N-Trak modules.

incomplete. He has the same problem I do, which is starting a project and getting really far into it, and then not finishing it. Seeing what he had, and knowing the pitfall he hit, inspired me to not make that mistake!

Now on to the next day, which started off immediately by going to Bruce DeMaeyer's layout. He is just getting started on his N scale layout, and I believe this was because he recently moved into the house. He was just at the point of the benchwork and foam set up, with some Kato Unitrak put together to place hold where he wanted his track. There wasn't anything really working yet, though he did have some great scenery with a nice mountain. Bruce is big in the T-TRAK world, so we talked a lot about that. I came away from there thinking about how much he planned ahead, and vowed I would do the same.

The next layout, and the first HO layout on this adventure with Fred, was to visit Bob Frankrone. If the name sounds familiar, it is because he writes the "Love Those Loads" articles in the NMRA magazine. His layout was amazing and very well done. I especially liked his steel mill setup. He mentioned how his layout was DC instead of DCC, and that he was apprehensive about implementing DCC.

I spoke with him about DCC and offered to come down and help him change over to DCC if he ever needed it. At times I feel like I don't know enough about trains or model railroading, but this helped me to understand that I have something to offer.

Next was a short visit to Fred Soward's house to see his layout. The layout is HO as well, and is in the early stages of construction. There were a



(above) Bruce DeMaeyer looks over the huge mountain on his N scale layout. Bruce is very active in the MCR T-TRAK scene.



(above) Bob Frankrone's HO layout features a Bethlehem Steel Mill.

couple places for switching operations, and a rather large loop leading into the next room. From there the benchwork was created, but the backdrops hadn't been put up yet, and no track was run. We did do an hour-long operating session though which was a lot of fun.



(above) The big loop on Fred Soward's HO scale layout.

One thing Fred did to me, was at the beginning of the operating session he gave me a sheet of paper with a track plan of Watsonville, where I would be doing switching. He said I had to call a phone number, from my phone, to get instructions. I was confused but proceeded to do it. Later on, I found out it was Bob Weinheimer on the phone, giving me instructions on which cars need to go where when I was switching. That phone call added to the realism, and inspired me to think about how I can make my operating sessions feel that real.

The final layout visit was also the big operating session for the trip. We went to Russ Weis' house to see his fantastic layout, which was very large. There were a lot of people there for the operating session, with three people running the main yard, six people running switching operations, four people running through trains,



(above) Part of the large crew required to run Russ Weis' layout.

a dispatcher, and of course Russ who seemed to be everywhere. My job was running a through train, and so I would head over to a phone to get orders from the dispatcher.

That's when I said to myself "Hold up. He has

his own phone system?" Later I asked Russ and he showed me his PBX system under the layout that handles the phones. Simply amazing.

I tried to make the best use of my vacation time this year. I was able to see many layouts in places I have never been, and probably would never get to go to. I tried to find a take away from each place I went, to inspire my journey in model railroading. Along the way I found that my visits were inspiring to others, and that I have something to offer!

It was an Inspirational Runaround.

The Mid-Central
Regional Convention
May 16-19 2024
Cleveland, Ohio



Early Registration is \$90.00
through 12/31/2023



www.northcoastlimited2024.org

Convention Merchandise

The North Coast Limited 2024 Convention offers two Convention Cars and a Large selection of Men & Women's apparel

SCHEDULE of EVENTS

Layout Tours, Operating Sessions, 4 Clinic Rooms
(including make & take clinics for a small fee)
Celebration of Modeling, Yard Sale, Prototype Tours, General interest Tours,
Non-Rail Tours

More events are being added as the NCL moves closer to the convention date.
Look for updates on the NCL site!

Many Restaurants
are located
within walking
distance of the
Crown Plaza
Hotel.



Crown Plaza Hotel

7230 Engle Rd, Middleburg Heights, OH, 44130
(855)797-6733

EARLY REGISTRATION
and MERCHANDISE PRESALE
IS NOW OPEN!

Register or print out
a registration form
online!

www.northcoastlimited2024.org



THIS MONTH'S MEETING

Sunday, November 19, 2023
Ravenna Township Meeting Room
6145 Spring Street
Ravenna, OH 44266

Bring your modules! It does not matter how complete or incomplete.
We will be practicing setting up the T-TRAK modules.
A sale table will be available.

2 PM

12th Year



MICHAEL L. BRADLEY
LUTCF, CISR



BRADLEY INSURANCE AGENCY

WWW.MBRADLEY.COM

851 W. Main St.
Ravenna, OH 44266
Email: michael@mbradley.com

Phone: (330) 296-7622
Fax: (330) 296-7672

12th Year

Carol Ann Bonk, ABR, GRI
REALTOR®

Cell: 330-936-9752
Fax: 330-875-1179
CarolAnnBonk@kw.com



KELLER WILLIAMS
LEGACY GROUP REALTY

4580 Stephen Circle, N.W., Suite 100, Canton, OH 44718

MLS

Need a train room?
Call me! (330) 936-9752

BONK - RR
Bankers of Ohio
and Northern
Kentucky Railroad




N-Scale
VISITOR'S PASS

Donald and Carol Ann Bonk
Louisville, Ohio 44641




7345 Hahn Street
330-875-4567

THE TILLAMOOK & ASTORIA
RAILROAD COMPANY



Steve Zapytowski, MMR 612
Division 1, MCR, NMRA
330-678-4583
szapytowski@neo.rr.com
www.div1-mcr-nmra.org/steve-zapytowski


Northwestern Oregon Circa 1912 — HO and HO_n3



PYA



Pittsburgh, Youngstown & Ashtabula Railroad
www.pyamodelrailroad.com

Jim DiPaola
3201 Summit Road, Ravenna, OH 44266-9018
330-577-6052
Chief1RTFD@aol.com



DAVIES STEEL

LS & MJ Railroad
Little Scioto & Mingo Junction



216.402.8507

Jim Peters
Interested in operation send email:
jpeters711@yahoo.com

Train Shows and Open Houses

Rt. 30 Express Open House - Oct. 28 - Dec. 2

See flyer on pp. 11 - 16 on digital pages of PF
See [Route 30 Express](#) on Facebook.
Admission Free 10 AM - 4 PM

Cuyahoga Valley Terminal Model - Dec. 2 Railroad Club Open House

Northampton Road & W. Bath Road
(behind Northampton Town Hall)
Admission \$5.00 10 AM - 4 PM

2 Rail O-Scale Train Meet - November 4

UAW Hall 5615 Chevrolet Blvd., Parma, Ohio 44130
Admission: \$7.00 9 AM - 2 PM

Medina Train and Toy Show - December 3

Medina Fairgrounds, Medina, Ohio 44256
Admission \$6.00 9 AM - 3PM

Cuyahoga Valley Terminal Model - Nov. 4 Railroad Club Open House

Northampton Road & W. Bath Road
(behind Northampton Town Hall)
Admission \$5.00 10 AM - 4 PM

Age of Steam Roundhouse - December 9

HO T-TRAK modules will be running
See flyer on page 3

Youngstown Model RR Open House December 2 - 3 and December 9 - 10

Corner of Raccoon Rd. & Four-Mile Run Rd., Austintown
Admission \$5.00 donation Noon - 6 PM

NETS Model Train Show - November 11

in memory of Bob Orlando
Highland Heights Community Center, 5827 Highland Rd.
Admission \$6.00 10 AM - 3 PM

Massillon Train & Toy Show - December 10

K of C Hall, 988 Cherry Rd. NW, Massillon, Ohio 44647
Admission \$5.00 10 AM - 3 PM

Akron Train & Toy Show - November 12

Emidio's & Sons Expo Center
48 East Bath Road at State Road
Cuyahoga Falls, Ohio 44223
Admission \$4.00 9:30 AM - 4 PM

Youngstown Model RR Assn. - Jan. 7, 2024 Toy - Train Flea Market

Parish Center
4490 Norquest Blvd., Austintown, Ohio 44515
Admission \$7.00 10 AM - 3:30 PM

Train Collectors Association - November 25 Thanksgiving Train Show

UAW Hall 5615 Chevrolet Blvd., Parma, Ohio 44130
Admission \$6.00 10 AM - 3 PM

PEDDLER FREIGHT SUBSCRIPTION FORM

Division 1 has moved to email publishing of the Peddler Freight. There is no cost for the email Peddler Freight. However, if you want to receive the Peddler Freight by regular mail, Division 1 requests that you subscribe in order to support the cost of printing and mailing. Under current rules, you will NOT be denied a copy of the Peddler Freight if you do not subscribe, but your support for Division 1 would be appreciated.

SUBSCRIPTION COST: \$5.00 for the publishing year September, 2023 through June, 2024. Make checks payable to:
Division 1 - MCR - NMRA

Mail to: Bruce Hukill, editor
901 Wicket Dr.
Akron, OH 44307

Name _____

Address _____

PIKE AD: \$5

City _____ Zip _____

EMAIL SUBSCRIPTION (Free)

Email _____

Subscription preference: Mail _____ Email _____

PEDDLER FREIGHT901 Wicket Drive
Akron, OH 44307Publication of Division 1 - MCR - NMRA
The Akron, Canton, Youngstown Division

First Class

Division 1 Officers

Superintendent	- Jim DiPaola	330-297-5571
Asst. Supt.	- Sam Eisele	330-322-3487
Treasurer	- Michael Bradley	330-325-7622

Division 1 Appointees

Clerk	- Jeff Stone	330-356-0486
PF Editor	- Bruce Hukill	330-571-4037

Division 1 Volunteer Positions

Achievement Program	- Lloyd Horst	330-465-7402
Apparel	- OPEN	
Christmas Dinner	- OPEN	
Clinics	- Jim DiPaola	330-297-5571
Exhibitions	- Matt Woods	330-465-8724
	- Lloyd Horst	330-465-7402
Membership	- Jim Peters	216-402-8507
Modules:		
HO/Chair	- Lloyd Horst	330-465-7402
NTRAK/T-TRAK	- Don Bonk	330-418-6860
Roster	- OPEN	
Webmaster	- Steve Zapytowski	330-715-3444

Who to contact in Division 1 and the NMRA

Mid-Central Region
President - Dave Neff
Email: mcprez@nmra.org

National Model Railroad Association
President - Gordon Robinson
Email: president@nmra.org

The **Peddler Freight** is published each month September through November and January through June. Opinions expressed in this issue may not represent the opinions of the Peddler Freight Editor, Division 1, MCR or the NMRA.



FINAL DRAFT

You're Invited . . .

2023 Model Railroad Open House Tour

**Masks may or may not be required by Home Owners.
Please respect the layout owners request on this matter.**

Be prepared to wear one if needed

Special thanks to our friends at:

Rob's Trains
333 East Main
Alliance, OH

Saturday, November 18

Massillon O Gauge Club O Scale 10am-4pm

Located in the basement of the First Methodist Church, 301 Lincolnway East at the corner of Lincolnway East and 3rd St.

3 Main Lines. Over 500' of track.

Sunday, November 19

Greg Oyster N scale 10am-4pm
9515 Moulin Ave., Alliance

From Walmart Alliance go west on State St. to Moulin Ave. (at the Marlinton High School sign). Go right on Moulin Ave. about 8/10s of a mile north. House is on the left with the Pennsy signal in the backyard.

Chesapeake and Coal Creek Railroad

Saturday, November 25

Wade Hutt HO scale 12-4 pm
3320 Fairmont Blvd NE, Canton

From Rt. 62 Canton Walmart, take Harmont south to Fairmont NE. Left on Fairmont about 100 yds or so to Avalon. House is on corner of Fairmont and Avalon.

1 NEW SURPRISE!

Saturday, November 25

Delbert Lopez O scale 10am-4pm
5232 Georgetown St, East Canton, OH 44730

Take Trump Rd to Georgetown. Turn East, go 8/10 mi to house on right, on hill look for RR sign. Go up drive.

Saturday, December 2

John Conklin

HO Scale

1-5pm

4585 Bliss Drive, Norton, OH 44203

Delaware & Hudson RR

The D&H is a two-tier layout running Point to point with a
2 track helix. The era is late 70s to early 80s. (Alco's Rule)

Track plan reflects area from Binghamton, NY to Schenectady, NY.

The track is 90% done and scenery is 60% done.