



PEDDLER FREIGHT

Division 1 - MCR - NMRA

Akron - Canton - Youngstown Division

Serving Carroll, Columbiana, Harrison, Mahoning, Portage, Stark,
Summit, Trumbull, Tuscarawas and Wayne Counties

www.div1-mcr-nmra.org

Volume 31 - Issue 7

April 2024

Superintendent's Bulletin



If you missed our March 17, 2024 meeting, you missed a great presentation by Ed Enyedy of Leopold Architectural Models on painting and weathering the 3D models he produces. Ed also donated the demonstration models to our Division to raffle off at the April meeting. Thanks Ed!

3D printing is becoming a very popular way to print those specialty items that most model manufacturers

would not find cost effective to produce. With 3D printing you store the item in a computer file and print it as needed. This cuts down on space for warehousing the product thus reducing overhead costs and making for a nice small business. At the Amherst Railway Society Hobby Show show this year in West Springfield, Massachusetts there was a vendor that was doing scans

of full-size people and producing a 3D printed person in HO scale. How neat would it be to have a HO scale "you" on your layout or module? The possibilities of 3D printing are infinite.



Ed Enyedy (above) removes the masking tape after demonstrating how to simulate the concrete base on an HO scale tower. Enyedy

But don't look for 3D printing to become the mass producer of model railroad items like Athearn, Atlas, Scale Trains, etc; yet! Some 3D prints can take up to 36 hours plus for printing a single item and at this time a super-fast 3D printer would be very expensive, I'm sure.

April's Division 1 meeting will be at Ravenna Township's meeting room. We're still looking for someone to host the May 21, 2024 Division 1 meeting. Please contact me if you're interested.

All Aboard!!
Jim DiPaola, Superintendent
NMRA, MCR, Division 1

T-TRAK Module News

The HO and N scale T-TRAK modules will be running at the MCR Convention May 16 - 18. The HO T-TRAK will have only Div. 1 modules. The N scale modules will be part of a larger layout of convention attendees.

Important details for the convention:

- **Set up will be Thursday, May 16 at 11 AM.**
- **Teardown will be Saturday, May 18 at 2 PM. All modules must be removed by 4 PM for banquet preparations to begin.**
- **Division 1 must provided tables for the HO layout.**

A definite count of HO modules must be provided to Lloyd Horst by the April 21 Division 1 meeting.

2023 - 24 Division 1 Events

April 21 - Ravenna Township Meeting Hall
 May 19 - TBD
 June - Date and location TBD

Division 1, MCR, NMRA
Meeting Minutes
March 17, 2024

1. Welcome:

- ~ Call to order: 2:03 PM.
- ~ By: Jim DiPaola, Superintendent
- ~ Participants: 22 present including 2 guests: Ed and Suzanne Enyedy. Not counting 5 squirrels.
- ~ Location: Ravenna Township Office.

2. Clerk: Jeff Stone:

- ~ Previous meeting minutes published in Peddler freight.
- ~ Motion to approve minutes, (Steve Zapytowski/Chuck Altwies) carried.

3. Treasurer: Mike Bradley:

- ~ Report presented by treasurer. Available on request.
- ~ Income: \$45 February 50/50.
- ~ Expenses: Annual Insurance \$610.00.
- ~ Motion to approve treasurer report, (Steve Zapytowski/Bob Gurdak) carried.

4. Superintendent: Jim DiPaola: MCR Convention in Cleveland, please register.

4a. Assistant Superintendent: Sam Eisele: Worlds Great Hobby Show at IX Center, tickets purchased online considerably cheaper.

5. Peddler Freight Committee: Bruce Hukill: Deadline March 24.

6. Membership Committee: Jim Peters: 72 members. Most Divisions have similar decreases in membership, Division 5 has 60.

7. Clinic Committee: Jim DiPaola: Ed Enyedy presenting clinic after meeting.

8. Achievement Committee: Lloyd Horst: No report.

9. Module Committee: Lloyd Horst:

- ~ Lloyd would like someone else to step up and be in charge of second display when both HO and N modules are in action.
- ~ Confirmed during meeting that we will display modules at MCR convention.
- ~ Will need a storage place for corner modules.
- ~ Check Peddler Freight for T-TRAK info sheet.
- ~ Expect a separate "module meeting" for module builders to insure all modules wired correctly, track aligned, etc (Jim DiPaola).

10. Facebook Committee: Jim DiPaola: No report.

11. Website Committee: Steve Zapytowski: Site sessions down to 71, a decrease of 15%

12. Election Nomination Committee: Steve Zapytowski:

- ~ Nominees for Superintendent, Jim DiPaola and Frank Trocchia; Assistant Superintendent, Sam Eisele; and Treasurer, Mike Bradley.
- ~ Discussion and motion to have mail ballots sent to Jim Peters due to Jeff Stone's absence in April/May timeframe (Steve Zapytowski/Bob Gurdak) carried.

13. Old Business: None.

14. New Business: None

15. Bring and Brag: Patrick Wamsley brought a steam locomotive he is detailing. (Clerk Note, Patrick has done a fine job on several projects he has brought to bring and brag!)

16. Good of the Order/Announcements:

- ~ Bob Ashley, Jr. explained table costs and reasons we did not set up modules at Emidio's show.
- ~ Lloyd Horst brought tools from old module tool kits, free to a good home.
- ~ Frank Trocchia won 50/50.

17. Adjournment:

- ~ Motion to adjourn carried (Steve Zapytowski/Chuck Altwies).
- ~ Meeting adjourned at 2:38 PM.

Post Meeting notes: Ed Enyedy presented an excellent clinic on painting and weathering his line of 3D Printed models. He also donated buildings which will be raffled off next month! Be there!

Respectfully submitted,
Jeff Stone, Clerk, Division 1.

Weathering and Painting Clinic

Ed Enyedy presents March clinic

Ed Enyedy shared his painting/weathering skills during the March clinic. Enyedy used samples of his 3D printed [Leopard Architectural Models](#) to demonstrate his techniques using acrylic paints, paint sticks, and even hairspray.

At the conclusion of the clinic Enyedy donated numerous painted and weathered structures to Division 1. The items will be raffled off at the April meeting.

Ed Enyedy (right) demonstrates how he paints the mortar lines on his Berea Station structure. A watered down acrylic wash is applied and then wiped off the high points leaving the mortar painted. Division 1 members watch (below) as Enyedy presents his clinic on painting and weathering techniques for structures. Suzanne Enyedy used a phone camera to project a closeup as Ed worked.



Ed Enyedy demonstrates to Bob Gurdak (right) how the cupola of the Berea station is removable. Enyedy explained that the cupola is removable for transit as it is very fragile.



Ed Enyedy (above) removes the masking tape after demonstrating how to simulate the concrete base on an HO scale tower.

**Please print the form below and complete for each of your T-TRAK modules.
Return the form at any Division 1 function.**

T-TRAK — Module Information Sheet

Module Name or ID Code _____ Scale _____

Owner _____

Module Description _____

Module Design (place an "X" in the appropriate spaces):

Single		Double		Triple		Quad	
Corner		Inside Corner		Junction		180 Degree Corner	
Crossover		Siding		Skyboard			
Other							

Depth (required for all single to quad-sized modules): _____

Track Spacing: _____

Electrical Information:

Kato/Tamiya Power Connectors	Y / N	Accessory Power Required	Y / N
Specify required volts/amps		UTP	Y / N
DCC Accessory Decoder	Y / N	Specify Type	
Date Constructed		Date of Certification	
Date of Major Alteration or Rehab		Date of Re-certification	

Module Condition (Place an "X" in the appropriate spaces):

	Excellent — scenery complete; no issues with scenery, wiring, track, etc.
	Good — scenery not complete; no issues with scenery, wiring, track, etc
	Fair — Under construction, nothing that prevents running trains.
	Unserviceable — major issues that are fixable; add estimated date for repairs.
	Other comment and Background re Module Configuration

Please attach front photograph, top-down photograph and track plan if available

MIS:12.31.2

Add Some Interest to Your Layout

Detailing and palletizing 55 gallon drums

by Sam Eisele


What an exciting title! Not really, but it is a fun quick way to dress up your layout.

Before I get started let's have a short discussion on rules. (probably the real reason for this article) You will hear me refer to "the three foot rule." OPS guys know a lot about rules - for some reason they think it's part of the "fun." After a nearly forty year career in the military I've come across my share of "rules." You can see this is getting off of the "Detailing & Palletizing 55 Gallon Drums." It's an opportunity to poke some fun, and that's what our hobby is supposed to be about, right?

The three foot rule is defined as: *The distance that most of us view a model.* The three foot part is really variable depending on your level of infirmity. The distance may be increased or decreased as needed.

What you will need:

- some 55 gallon drums. The number is up to you. The more you do the better they'll look in a group at the end. This also gives you a place to hide an oops in back and nobody will see it - see three foot rule.
- a sharp hobby knife - new blade for best results or a pair of sharp scissors.
- gloss paint - color of your choice. I like *Rust-Oleum Bright Coat Metallic Finish* in silver.
- optional but strongly suggested - get a bottle of *Microscale Liquid Decal Film*. This is great stuff. Often older decals become brittle and when you put them in water they explode. Ask me how I know this... This stuff avoids that and makes them like new. Easy to use, just brush some on.
- decals - The most important part! Since I don't know of any decal sets for 55 gallon drums you have to get creative. Every train show has



- someone selling old decals (Don't forget the *Liquid Decal Film*) One good source is *N scale decals*. This stuff is already too small for most humans to read. See the three foot rule. You're not necessarily looking for readability. The idea is there's something there and it draws your attention. HO scale truck and trailer sets, shipping containers, locomotive data, reporting marks (series of four letters). Again most of this stuff is too small to read. Lastly most of us have an envelope of long forgotten decals somewhere in our stuff, get it out and look it over in a different light.
- pallets - use a decent pallet to mount your new masterpiece on. There are many available. The most realistic and affordable I've found is a new release by "Leaving A Mark Engraving." He's a local guy that's very easy to work with.

The nuts and bolts part of this project is very simple. Paint, decal, glue it on a pallet - we've all done it, no need to go in the fine details - it's not rocket science. Don't complicate it.

Note for N scalers: your stuff is already way too small for most humans to see so I don't know what to tell you. Try your best and invoke the three foot rule! It should work.

Thanks for letting me ramble on - until next time.
Sam

Division 1 Elections Coming in May

Superintendent, Asst. Superintendent and Treasurer up for vote

The Nominating Committee has respectfully submitted the following candidates to fill the offices of Superintendent, Assistant Superintendent and Treasurer. Following are their submitted biographies.

For Office of Superintendent Jim DiPaola

Like a lot of other model railroaders, I had an interest in trains at a young age. When I was 4 years old I received two O scale train sets; one from each



grandfather. A little used ping pong table was converted into a train table and the Lionel and Marx trains had a home. My one grandfather took me train watching at the Pennsylvania Railroad depot in Ravenna on Friday evenings, weather permitting. At age 14 my first HO scale layout was built using Tyco and Athearn locomotives and cars purchased from the local hobby store. In 1986 my wife Doris and I built our dream home with a 26' x 32' basement just perfect for a train

layout with a heavy industry flavor.

In 1990 I had the privilege of meeting Dean Freytag and a deep friendship was developed. When Dean passed away, I was one of four people that inherited his South Ridge Lines and Davies Steel empire. Dean's structures and rolling stock are a part of my Pittsburgh, Youngstown and Ashtabula Railroad which serves two Davies Steel mills.

I have been married to my wife Doris for 43 years and we have two daughters Rachel and Sarah. I retired in 2004 after a 26-year career with the Ravenna City Fire Department. In 2007 I started working for Ravenna Township part-time in administration and I'm still working there.

I previously served as Division 1 Superintendent from 2016 thru 2020 and from 2022 till present. I would again like to serve as your Superintendent. I'm looking forward to continuing to help our division move forward and anything to make us better Model Railroaders.

Respectfully submitted,
Jim DiPaola
NMRA, MCR, Division 1

For Office of Superintendent Frank Trocchia

I am a proud single father of Nico Trocchia, my 18-year-old son, who has been the inspiration behind much of what I've accomplished. When Nico was in second grade, his keen intellect often led to boredom in class, resulting in occasional trouble. Determined to engage him, I discovered the R2 Builders Club, known for crafting droids like R2-D2 for the Star Wars movies. This club offered a plethora of skills for Nico to learn, including fabrication, painting, and electronics.



Subsequently, Nico became engrossed in the game Minecraft and sought my assistance. Turning to YouTube for guidance, I not only

helped him but also decided to document my learning journey by creating instructional videos. Now having a channel with 11.5k subscribers, I continue to expand my audience and generate income. Furthermore, I've launched a separate YouTube channel chronicling my adventures in model railroading.

My passion for model railroading traces back to my childhood when my grandfather assembled an HO layout on a 4' x 8' sheet of green-painted plywood, leaving an indelible impression. Attending train shows and joining the Burning River N Society (BRNS) marked the inception of my own model railroad pursuits. Despite the limited presence of BRNS members in the National Model Railroad Association (NMRA), my attendance at the St. Louis national convention prompted me to join the NMRA, where I found a supportive community eager to share knowledge and expertise.

As Superintendent for Division 1, I aim to leverage my skills to propel our division forward. My vision is for both the hobby and Division 1 to flourish, with each member realizing their full potential as model railroaders. However, I recognize that this endeavor requires collective effort. I am committed to learning from our membership and rely on their support to advance our shared goals. In essence, it's the camaraderie and mutual assistance within the NMRA that resonate with me the most.

Respectfully submitted,
Frank Trocchia

For Office of Asst. Superintendent Sam Eisele

I feel that we have a very strong vision with many talented members. I was drawn to this hobby because of the wide diversity of components that are model

railroading. Whether it is operations, modules or modeling, there is something for everyone. It is a group where literally everyone has something to contribute.

I have not been shy about giving opinions that I think would benefit the group as a whole. Having been Assistant Superintendent and Acting Superintendent

I would be very interested in continuing to helping run the show and keep us moving full steam ahead. Thank you.



Respectfully submitted,
Sam Eisele

For Office Treasurer Michael Bradley

I have been the treasurer since 2014 for Division 1, MCR. I have been a model railroader since age 12 and have built four layouts in HO scale.

I own Bradley Insurance Agency in Ravenna, OH and have been in the insurance and financial business since 1977, 47 years as an Independent insurance agent representing 30 plus companies. I hold two degrees in Insurance, LUTCF and CISR.

I married Kim 36 years ago and have three sons Alex, Dan and James (deceased). I do a lot of kit-bashing on MofW trucks and am always working on my layout.



Respectfully submitted,
Michael Bradley

Module Group Report

MCR Convention to host both HO and N Scale T-TRAK

The Division 1 HO T-TRAK layout will be set up at the Mid-Central Regional Convention May 16 - 18, 2024, held at the Crown Plaza Hotel in Middleburg Heights, OH. An N scale T-TRAK layout will also be on display. If you want your N scale module(s) in the convention, they must be registered on the [MCR Convention website](#). For the HO layout we will need to furnish our own tables.

Please make note of the following information for both the HO and N scale set up and tear down times:

- Set up will be Thursday, May 16, at 11 AM.
- Teardown will be Saturday, May 18, starting around 2 PM.

- All T-TRAK layouts need to be removed by 4 PM on Saturday due to the room needing to be set up for the convention banquet.

I will be contacting train show promoters for the fall. If you know of an event or place that could be a possibility, contact them and ask if they would consider us. With a positive response, share their contact info with me, and mine with them. The N scale layout is perfect for small events needing only two tables pushed together.

I have two other items to discuss. The first is the Divisions corner modules, tables, and Rolling Command Stations. In my situation, once I have the RCS fully debugged and all the cables made, and the two corner sections complete where will they be stored? My space is limited plus I am on the most western part of the Division. I think they should be in a more central location of where most of the members are located. I think the T-TRAK Committee, should come up with two options, present them to the members, and let the members decide.

The Second item is an Assistant Module Chair to replace Don Bonk. With Division 1 having two functioning layouts to display an assistant is needed. They can help with finding venues and being in charge of the setup, etc. If no one volunteers, I have a couple people in mind to ask to volunteer.

Lloyd Horst
Module Chair

The Mid-Central
Regional Convention
May 16-19 2024
Cleveland, Ohio



Early Registration is \$90.00
through 12/31/2023



www.northcoastlimited2024.org

Convention Merchandise

The North Coast Limited 2024 Convention offers two
Convention Cars and a Large selection of Men & Women's
apparel

SCHEDULE of EVENTS

Layout Tours, Operating Sessions, 4 Clinic Rooms
(including make & take clinics for a small fee)
Celebration of Modeling, Yard Sale, Prototype Tours, General interest Tours,
Non-Rail Tours

More events are being added as the NCL moves closer to the convention date.
Look for updates on the NCL site!

Many Restaurants
are located
within walking
distance of the
Crown Plaza
Hotel.



Crown Plaza Hotel

7230 Engle Rd, Middleburg Heights, OH, 44130
(855)797-6733

EARLY REGISTRATION
and MERCHANDISE PRESALE
IS NOW OPEN!

Register or print out
a registration form
online!

www.northcoastlimited2024.org



THIS MONTH'S MEETING

Sunday, April 21, 2024
 Ravenna Township Meeting Hall
 6145 Spring Street
 Ravenna, OH 44266

Bring your T-TRAK module if you want to check it to the standards,
 share your craft or tips, or just have questions.
 Bring a snack to share and a drink of your own.
 Sale table and FREE items.

Clinic: TBA
 2 PM

12th Year



MICHAEL L. BRADLEY
 LUTCF, CISR



BRADLEY INSURANCE AGENCY

WWW.MBRADLEY.COM

851 W. Main St.
 Ravenna, OH 44266
 Email: michael@mbradley.com

Phone: (330) 296-7622
 Fax: (330) 296-7672

12th Year

Carol Ann Bonk, ABR, GRI
 REALTOR®

Cell: 330-936-9752
 Fax: 330-875-1179
 CarolAnnBonk@kw.com



KELLER WILLIAMS
 LEGACY GROUP REALTY

4580 Stephen Circle, N.W., Suite 100, Canton, OH 44718

Need a train room?
 Call me! (330) 936-9752

BONK - RR
 Bankers of Ohio
 and Northern
 Kentucky Railroad




N-Scale
 VISITOR'S PASS



Donald and Carol Ann Bonk
 Louisville, Ohio 44641




7345 Hahn Street
 330-875-4567

THE TILLAMOOK & ASTORIA
 RAILROAD COMPANY



Steve Zapytowski, MMR 612
 Division 1, MCR, NMRA
 330-678-4583
 szapytowski@neo.rr.com
 www.div1-mcr-nmra.org/steve-zapytowski


Northwestern Oregon Circa 1912 — HO and HO_n3

PYA


Pittsburgh, Youngstown & Ashtabula Railroad
www.pyamodelrailroad.com

Jim DiPaola
 3201 Summit Road, Ravenna, OH 44266-9018
 330-577-6052
 Chief1RTRFD@aol.com

 **DAVIES STEEL**

LS & MJ Railroad
 Little Scioto & Mingo Junction

216.402.8507

Jim Peters
 Interested in operation send email:
 jpeters711@yahoo.com

Train Shows and Open Houses

Medina Train and Toy Show - April 7

Medina Fairgrounds, Medina, Ohio 44256
Admission \$6.00 9 AM - 3 PM

Youngstown Model RR Assoc. - April 7 Toy - Train Flea Market

Parish Center, 4490 Norquest, Austintown 44151
Admission \$7.00 10 AM - 3:30 PM

Solar Eclipse Day - April 8

Painesville Railroad Museum
475 Railroad Street, Painesville, OH 44077
Admission: Donations accepted 1 PM - 5 PM

Omsted Falls depot & Model Railroad Museum - April 20 - 21, 27 - 28

25802 Garfield Ave.
Olmsted Falls, Ohio 44138
Admission \$5.00 11 AM - 4 PM

Buckeye Model Train & Railroad Artifacts Show - April 27

Ohio Expo Center
Columbus, Ohio 44223
Admission TBA 9 AM - 4 PM

'S' Spree - May 3 - 4

Cuyahoga Valley S Gauge Association
Emidio & Sons Expo Center
48 East Bath Road, Cuyahoga Falls, OH 44223
www.cvsga.com

Paranormal Investigation - May 10

Of the Painesville Railroad Museum, Depot
475 Railroad Street, Painesville, Ohio 44077
Admission \$30.00 9 PM - Midnight

Model Train Day & Flea Market - May 18

Painesville Railroad Museum
(aka NYC Painesville Depot)
475 Railroad Street, Painesville, Ohio 44077
Admission \$5.00 10 AM - 3 PM

North East Ohio National Large Scale Train Show - June 1

Warren SCOPE (YMCA)
375 North Park Ave., Warren, OH 44481
Admission: \$5.00 10 AM - 4 PM

PEDDLER FREIGHT SUBSCRIPTION FORM

Division 1 has moved to email publishing of the Peddler Freight. There is no cost for the email Peddler Freight. However, if you want to receive the Peddler Freight by regular mail, Division 1 requests that you subscribe in order to support the cost of printing and mailing. Under current rules, you will NOT be denied a copy of the Peddler Freight if you do not subscribe, but your support for Division 1 would be appreciated.

SUBSCRIPTION COST: \$5.00 for the publishing year September, 2023 through June, 2024. Make checks payable to:
Division 1 - MCR - NMRA

Mail to: Bruce Hukill, editor
901 Wicket Dr.
Akron, OH 44307

Name _____

Address _____

PIKE AD: \$5

City _____ Zip _____

EMAIL SUBSCRIPTION (Free)

Email _____

Subscription preference: Mail _____ Email _____

PEDDLER FREIGHT

901 Wicket Drive
Akron, OH 44307

Publication of Division 1 - MCR - NMRA
The Akron, Canton, Youngstown Division

First Class

Division 1 Officers

Superintendent	- Jim DiPaola	330-297-5571
Asst. Supt.	- Sam Eisele	330-322-3487
Treasurer	- Michael Bradley	330-325-7622

Division 1 Appointees

Clerk	- Jeff Stone	330-356-0486
PF Editor	- Bruce Hukill	330-571-4037

Division 1 Volunteer Positions

Achievement Program	- Lloyd Horst	330-465-7402
Apparel	- OPEN	
Christmas Dinner	- OPEN	
Clinics	- Jim DiPaola	330-297-5571
Exhibitions	- Matt Woods	330-465-8724
	- Lloyd Horst	330-465-7402
Membership	- Jim Peters	216-402-8507
Modules:		
HO/Chair	- Lloyd Horst	330-465-7402
NTRAK/T-TRAK	- OPEN	
Roster	- OPEN	
Webmaster	- Steve Zapytowski	330-715-3444

Who to contact in Division 1 and the NMRA

Mid-Central Region
President - Dave Neff
Email: mcprez@nmra.org

National Model Railroad Association
President - Gordon Robinson
Email: president@nmra.org

The **Peddler Freight** is published each month September through November and January through June. Opinions expressed in this issue may not represent the opinions of the Peddler Freight Editor, Division 1, MCR or the NMRA.

