



PEDDLER FREIGHT

Division 1 - MCR - NMRA

Akron - Canton - Youngstown Division

Serving Carroll, Columbiana, Harrison, Mahoning, Portage, Stark,
Summit, Trumbull, Tuscarawas and Wayne Counties

www.div1-mcr-nmra.org

Volume 29 - Issue 7

May 2022

Superintendent's Bulletin



May! Already! Another "train season" is winding down. Lawn mowing and a whole host of other activities have arrived to lay claim to you modeling time.

Along with the change in the weather comes vacation time. Last year we went on our first vacation in years. I was able to incorporate a lot of "trains" (with the help and patience of my wonderful wife) into

that trip. We like to travel secondary roads instead of interstates; so much more to see.

This year we were able to stop and take pictures of "train buildings," trains, and any other thing that I could use as an idea for my next project. If you're lucky enough to go on a vacation, keep your "train eyes" open. There are countless ideas all around you.

Travel safe, see you all again next month.

Sam Eisele
Superintendent
NMRA, MCR, Division 1

Last Chance



Last Saturday your PF editor visited Al's Trains & Hobby in Bedford. While looking around the store, the owner, Al Fenton was hanging a Retirement Sale sign in the front window. Items will be increasingly

discounted until the store closes at the end of May.

The store is located at 708 Broadway Ave.,
Bedford, OH 44146.

Membership Report

Having given April's PF a cursory look while on vacation in Washington DC, I decided to save Matt Woods' article for when I return home and have more time to read it leisurely (thanks Matt!) Also, in my email I see I just received the latest membership reports from National. Let's welcome Frank Trocchia. I will send him an invite to the next LS&MJ op session in May as part of our welcome aboard membership committee! Be sure to seek out Frank and introduce yourselves, invite him to perhaps see your layout. Let's help increase our numbers! Our membership now stands at 81 as of April 4, 2022.

As you may know, I really enjoy operations. All are welcome to send me an email to be put on my crew list. We generally operate on a Monday evening, 7 – 9:30.

I recall David Hazlett saying that operators are a unique group. I fully agree. I feel that operations is the ultimate evolution of building a layout and many of the facets in our hobby. So, I'd like to challenge all members with a tiny homework assignment to prepare for our next event:

- 1) What is operations?
- 2) What do you like about ops?
- 3) What specifically do you not like about ops?

Jim Peters
Membership Chair

2021 - 2022 Division 1 Events

May 15 - Glenn Yoder
June - Wooster Model Railroad Club

Interested in hosting a meeting?
Contact any Division 1 officer.

Division 1, MCR, NMRA
Meeting Minutes
April 24, 2022

1. Welcome:

- ~ Call to order: 2:13 PM.
- ~ By: Jim DiPaola (Acting Superintendent)
- ~ Participants: 14 members.
- ~ Location: Portland Locomotive Works

2. Clerk: Jeff Stone:

- ~ Previous meeting minutes published in Peddler freight.
- ~ Motion to approve minutes, (Steve Zapytowski / Jerry Kruse) unanimously approved.

3. Treasurer: Mike Bradley:

- ~ Checking account balance \$4,909.36.
- ~ Module Fund balance \$1,745.37.
- ~ CD balance \$3,195.41.
- ~ Money Market balance \$10,030.94.
- ~ Total assets \$18,135.71.
- ~ Expenses: Wix web page renewal \$19.00.
- ~ Income: \$15 February 50/50, \$150 Mt Hope Train Show.
- ~ Motion to approve treasurer report, (Steve Zapytowski / Jerry Kruse) motion carried.

4. Superintendent: Acting Jim DiPaola:

- ~ Sam Eisele on vacation.
- ~ May meeting hosted by Glenn Yoder.
- ~ June meeting at Wooster Model RR Club.
- ~ Meeting at AoS dead in water.
- ~ May meeting moved to 15th. See new business.

5. Peddler Freight Committee: Bruce Hukill:

- ~ Please submit articles ASAP as this meeting is late in the month.

6. Membership Committee: Jim Peters:

- ~ Membership at 81.

7. Clinic Committee: Jim DiPaola:

- ~ Discussion on clinic topics. Ideas included: scenery, DCC, wiring, 3D printing, scratchbuilding, and operations.

8. Achievement Committee: Lloyd Horst (not present):

- ~ Packets for Volunteer available. Return completed packet to Lloyd.

9. Module Committee: Lloyd Horst (not present):

10. Facebook Committee: Jim DiPaola: No report.

11. Old Business: none.

12. New Business: Jim DiPaola:

- ~ Motion to move May meeting to 15th to de-conflict with Mother's Day (Steve Zapytowski / Jerry Kruse) carried.

12A. New Business / Election Committee: Steve Zapytowski:

- ~ Committee nominations:
 - Superintendent: Jim DiPaola.
 - Ass't Superintendent: Sam Eisele.
 - Treasurer: Mike Bradley.
- ~ No nominations from floor.

13. Bring and Brag:

- ~ Patrick Wamsley brought 2 HO NKP Hudsons. Good deals on brass locomotives at train shows.
- ~ Bruce Hukill brought T-Trak module for progress report.

14. Good of the Order/Announcements:

- ~ 50/50 won by Jim Peters.

15. Adjournment:

- ~ Motion to adjourn (Steve Zapytowski / Mike Bradley) carried.
- ~ Meeting adjourned at 3:08.

Respectfully submitted,
Jeff Stone, Clerk, Division 1.

Division 1 Elections Coming in June

Superintendent, Asst. Superintendent and Treasurer up for election

The Nominating Committee has respectfully submitted the following candidates to fill the offices of Superintendent, Assistant Superintendent and Treasurer. Following are their submitted biographies.

For Office of Superintendent **Jim DiPaola**

Like a lot of other model railroaders I had an interest in trains at a young age. When I was 4 years old I received two O scale train sets; one from each grandfather. A little used ping pong table was converted into a train table and the Lionel and Marx trains had a home. My one grandfather took me train watching at the Pennsylvania Railroad depot in Ravenna on Friday evenings, weather permitting. At age 14 my first HO scale layout was built using Tyco and Athearn locomotives and cars purchased from the local hobby store. In 1986 my wife Doris and I built our dream home with a 26' x 32' basement just perfect for a train layout with a heavy industry flavor.



In 1990 I had the privilege of meeting Dean Freytag and a deep friendship was developed. When Dean passed away I was one of four people that inherited his South Ridge Lines and Davies Steel empire. Dean's structures and rolling stock are a part of my Pittsburgh, Youngstown and Ashtabula Railroad which serves two Davies Steel mills.

I have been married to my wife Doris for 41 years and we have two daughters Rachel and Sarah. I retired in 2004 after a 26-year career with the Ravenna City Fire Department. In 2007 I started working for Ravenna Township part-time in administration and I'm still working there.

I previously served as Division 1 Superintendent from 2016 thru 2020 and would again like to serve as your Superintendent. I'm looking forward to continuing to help our division forward as we recover from the pandemic and get back to doing and learning anything to make us better Model Railroaders.

Respectfully submitted,
Jim DiPaola

For Office of Assistant Superintendent **Sam Eisele**

I feel that we have a very strong vision with many talented members. I was drawn to this hobby because of the wide diversity of components that are model railroading. Whether it is operations, modules or modeling, there is something for everyone. It is a group where literally everyone has something to contribute.

I have not been shy about giving opinions that I think would benefit the group as a whole. Having been Assistant Superintendent and Acting Superintendent I would be very interested in continuing to helping run the show and keep us moving full steam ahead.

Thank you.

Respectfully submitted,
Sam Eisele



For Office of Treasurer **Michael Bradley**

I have been the treasurer since 2014 for Division 1, MCR. I have been a model railroader since age 12 and have built four layouts in HO scale.

I own Bradley Insurance Agency in Ravenna, OH and have been in the insurance and financial business since 1977, 45 years as an Independent insurance agent representing 30 plus companies. I hold two degrees in Insurance, LUTCF and CISR.

I married Kim 34 years ago and have three sons Alex, Dan and James (deceased). I do a lot of kit-bashing on MofW trucks and am always working on my layout.

Respectfully submitted,
Michael Bradley



A Tuft Decision

by Matt Woods

Every so often, a product comes along that revolutionizes the hobby world and changes how we approach things and the results we can achieve. The arrival of the grass tuft is one of those products. Although they are not exactly new, the number of manufacturers and selection is at an all time high. Probably no single scenery product will add realism and life to model scenery as quickly and easily as a selection of appropriately colored and varying length grass tufts. These fuzzy little details allow you to simulate unkempt areas of grass and the random appearance of variable heights virtually anywhere on a layout or diorama.


Although various European manufacturers have been marketing grass tufts for years, there is a new wave of manufacturers catering largely to the fantasy war game enthusiasts and military modelers that were previously not available or widely distributed. No longer are model railroaders confined to ground foam and the limited selection of *Woodland Scenics*. These new companies, such as *Silflor*, *Vallejo*, *Gamer's Grass*, *MiniGrounds*, *Geek Gaming Scenics*, *AK Interactive*, *Peco*, *Martin Welberg* and numerous

others have all dove in head first into the tuft market and are creating very innovative and useful ways of replicating grassy scenery. These tufts come in heights from 2-12 mm and have colors to represent every season, ecosystem,

and geographical location. Some of the manufacturers produce tufts of mixed heights and colors and can be mixed and matched to greatly enhance your scenery. Although tufts can be made using static grass and a static grass applicator, the convenience of ready-made tufts is irresistible. An average pack of tufts in a plastic blister pack will contain 30 -100+ tufts and range from around \$5.00 up to \$12.00-\$15.00.

The modeler will soon find that acquiring the wide selection of colors and

heights provides a lot of options when creating scenery and are fun to use and apply. In my own modeling, I have extensively used tufts over the last 10-15 years and, after relying heavily on static grass, have evolved into using almost exclusively tufts for many projects. For large scened areas, ground foam and static grass definitely have their uses and benefits, but tufts allow for greater precision in application and are more fun to use. By using an array of different heights and complimentary colors, you can cover a fairly large area either trackside or around structures and other scenic features.



A sample of tufts on their backing paper is shown next to their placement on one of Matt Woods' modules.



(left) A small sampling of the many shapes, sizes and colors of tufts that are available from numerous companies.



(right) As in the real world, small tufts of grass and weeds poke through the ground just about anywhere.



Tufts are evident in the above pictures of Matt Woods' modules. Note the tufts between the tracks in the top picture kept low by passing trains.

The tendency may be to overdo the tufts in an unrealistic, random fashion, but by studying real scenery, you can learn how grasses grow and the variety of colors within a particular season.

Many of the tufts have an adhesive on them, but to ensure durability, using tacky glue or some other adhesive is recommended. It is best to utilize small tweezers to remove the tufts from their package and apply them where you want them. Through experimentation, I have learned that with many of the brands it is preferable to apply the tufts while your scenery base of dirt, grout, or ground foam is still wet. This allows a more realistic seating of the tufts into the ground, thus hiding the edges and making them appear to be growing out of the ground. Another great use for the tufts is that they can be applied to previously done scenery to improve the realism and create more vertical variation.

Although the tufts come in a wide range of colors addressing each season, I would err on the side of more muted straw like tones and stay away from those brands that mix unnatural colors, such as *Heki*. Layout lighting and the coloration of previously applied scenery would also impact color selection.

In my own modeling, I have used the *Vallejo* tufts extensively on many recent projects, but the *Martin Welberg* line, through *Scenic Express*, and the newly discovered *MiniGrounds*, have some of the best colors and are the most economical for the money. Locally, within our Division, *Freedom Hobby* in North Canton has a great selection of *Vallejo* and the *Army Painter* tufts, while *Silflor* and *Martin Welberg* are available online through *Scenic Express*. *MiniGrounds* offers free shipping and volume discounts.

There is no better time to be a model railroader as far as scenery material options. I would encourage all model railroaders to think of scenery as a critical part of your creation and experiment with these new and innovative ways of replicating nature. Historically, modelers have used jute and hemp rope to replicate tall grasses and these materials still have their uses and can be quite effective, but nothing beats the ease and simplicity of working with pre-made grass tufts. Give them a try and raise the quality of your scenery almost instantly.

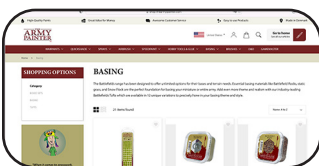
Click on the images to link to the tufts mentioned in the article.



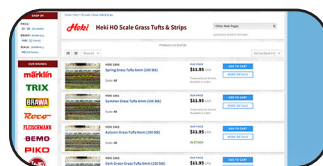
Silflor



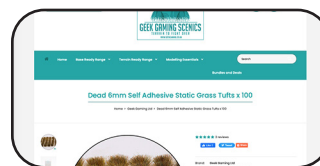
Peco




Army Painter




Heki




Geek Gaming



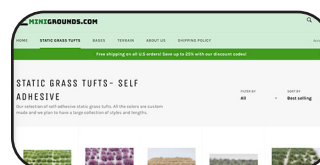
Gamers Grass




AK Interactive



Vallejo




MiniGrounds



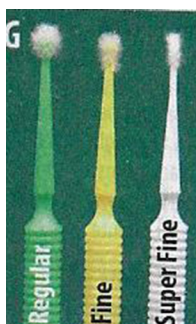
Martin Welberg

N-Scale Report



Cleaning track was part of last month's article. Two items which I have found that aid in this task are *Never Stall* and lighter fluid which is naphtha.

I have covered *Never Stall* before because it worked great at the last National Convention in Indianapolis. The N-Scale module group loaned a *Never Stall* applicator to the NMRA HQ layout which needed a great deal of de-oxidation. One hour after application, the NMRA layout was up and running. *Never Stall* is available from a number of sources.



I have found it very helpful for cleaning switch points, especially when applied with microbrushes.

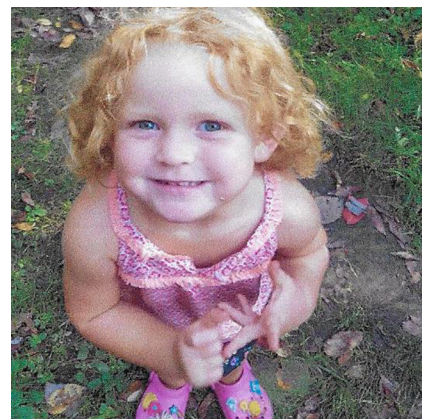
At another NMRA National a vendor demonstrated how lighter fluid was superior to other track cleaning liquids. I have used it for some time and found it to work as advertised. I always wear protective gloves to

keep my hands from absorbing the fluid. Further I use lint free 12 gauge shot-gun cleaning pads as applicators and scrubbing media.

Getting more members is a big item, but unfortunately my next door neighbor Anna shown here may love trains,

but we will have to wait 12 years before we see if she still wants be involved in the Modules Group.

Next month the joys of dryer lint.



Don Bonk
NTRAK/T-TRAK Chair

PEDDLER FREIGHT SUBSCRIPTION FORM

Division 1 has moved to email publishing of the Peddler Freight. There is no cost for the email Peddler Freight. However, if you want to receive the Peddler Freight by regular mail, Division 1 requests that you subscribe in order to support the cost of printing and mailing. Under current rules, you will NOT be denied a copy of the Peddler Freight if you do not subscribe, but your support for Division 1 would be appreciated.

SUBSCRIPTION COST: \$5.00 for the publishing year September, 2021 through June, 2022.

Make checks payable to: Division 1 - MCR - NMRA

Mail to: Bruce Hukill, editor
901 Wicket Dr.
Akron, OH 44307

Name _____

Address _____

PIKE AD: \$5

City _____ Zip _____

EMAIL SUBSCRIPTION (Free)

Email _____

Subscription preference: Mail _____ Email _____

THIS MONTH'S MEETING

Sunday, May 15, 2022

Host - Glenn Yoder

876 Wenger Road

Dalton, OH 44618

2 PM

10th Year



MICHAEL L. BRADLEY
LUTCF, CISR

BRADLEY INSURANCE AGENCY

WWW.MBRADLEY.COM

851 W. Main St.
Ravenna, OH 44266
Email: michael@mbradley.com

Phone: (330) 296-7622
Fax: (330) 296-7672

10th Year

Carol Ann Bonk, ABR, GRI
REALTOR®

Cell: 330-936-9752
Fax: 330-875-1179
CarolAnnBonk@kw.com


KELLER WILLIAMS
LEGACY GROUP REALTY


4580 Stephen Circle, N.W., Suite 100, Canton, OH 44718



Need a train room?
Call me! (330) 936-9752

BONK - RR
Bankers of Ohio
and Northern
Kentucky Railroad



N-Scale
VISITOR'S PASS

Donald and Carol Ann Bonk
Louisville, Ohio 44641



7345 Hahn Street
330-875-4567


THE
TILLAMOOK
& **ASTORIA**
RAILROAD COMPANY



Steve Zapytowski, MMR 612
Division 1, MCR, NMRA
330-678-4583
szapytowski@neo.rr.com
www.div1-mcr-nmra.org/steve-zapytowski


Northwestern Oregon Circa 1912 — HO and HO_{n3}







Pittsburgh, Youngstown & Ashtabula Railroad
www.pyamodelrailroad.com

Jim DiPaola
3201 Summit Road, Ravenna, OH 44266-9018
330-577-6052
Chief1RTFD@aol.com

 **DAVIES STEEL**

LS & MJ Railroad
Little Scioto & Mingo Junction



216.402.8507

Jim Peters
Interested in operation send email:
jpeters711@yahoo.com



Marriott East, 7202 E 21st St
Indianapolis, IN 46219



Four Full Days
Three NMRA Regions
And the RPM Conference
Three Day Train Show
One Convention
May 18-22, 2022



Clinics
Layout Tours
Ops Sessions
Prototype Tours



www.IndyJunction2022.org



RPM
CHICAGOLAND



Product Review: Woodland Scenics Barbed Wire Fence

by Matt Woods

As a scratch builder/craftsman modeler, I don't often use ready-made products. But, after discovering



the *Woodland Scenics* barbed wire fence, which is part of their ready-made fence collection, I made an exception and found the product to be very detailed, realistic, and innovative. This 24-inch HO scale (48-inch O

scale) pre-strung barbed wire fence is an easy way to add this type of detail to a fence row or trackside scenery. The poles are molded in plastic with realistic weathered gray finish and the barbed wire consists of a flexible material that easily resembles barbed wire. To install the fence, you simply drill holes in your scenic base at the same intervals as the fence posts and glue the installation pin

in place. To enhance realism, just apply a few grass tufts around the poles and you have an instant fence row.

The fencing comes in a creative packaging that prevents the fence from becoming tangled up and various corner posts and gates are also included. For \$15 (HO) - \$20 (O), you can have ready-made fencing without a lot of fussing around. For those looking for other styles of fencing, such as picket fences and chain link, *Woodland Scenics* also includes these in their line.

Locally, this product can be found at *Sir Troy's Toy Kingdom* in North Canton and anywhere else that carries an extensive *Woodland Scenics* selection.



(above) Click the picture to link to the *Woodland Scenics* website.

Train Shows and Open Houses

Model Train Flea Market - May 7

Painesville RR Museum (aka NYC Painesville Depot)
475 Railroad Street, Painesville, Ohio 44077
Admission - FREE (donations accepted) 10 AM - 3 PM

NE Ohio National Large Scale Train Show - June 25-26

Warren SCOPE (YMCA)
375 North Park Ave., Warren, Ohio 44481
Admission - \$5.00 10 AM - 4 PM

Dine to Donate for Painesville RR Museum - May 17

Texas Roadhouse
6095 Commerce Circle, Willoughby, Ohio 44094
10% of tab to Painesville RR Museum 4 PM - 8 PM

Hobo Day - Model Train Flea Market - July 9

Painesville RR Museum (aka NYC Painesville Depot)
475 Railroad Street, Painesville, Ohio 44077
Admission - FREE (donations accepted) 10 AM - 3 PM

Indy Junction 2022 - May 18-22

Marriott East Hotel
Indianapolis, IN 46219
www.IndyJunction2022.org

Jefferson Ohio Historical Society - July 16

Train Swap and Sale Event, Jefferson Community Center
11 East Jefferson St., Jefferson, OH 44047
Admission - \$2.00 10 AM - 3 PM

Boy Scout Day - RR Merit Badge - June 4

Painesville Railroad Museum (aka Painesville Depot)
475 Railroad Street, Painesville, Ohio 44077
Admission - \$25.00 10 AM - 4 PM

19th Annual Van Wert Railroad - July 23 - 24

Heritage Weekend Show & Swap
Van Wert County Fairgrounds
1055 S Washington St., Van Wert, OH
Adm. - \$6.00 Sat. 10 AM - 4 PM & Sun. 10 AM - 3 PM

PEDDLER FREIGHT

901 Wicket Dr.
Akron, OH 44307

Publication of Division 1 - MCR - NMRA
The Akron, Canton, Youngstown Division

First Class

Division 1 Officers

| | |
|-----------------------------|--------------|
| Superintendent - Sam Eisele | 330-322-3487 |
| Asst. Superintendent | |
| Treasurer - Mike Bradley | 330-325-7622 |

Division 1 Appointees

| | |
|--------------------------|--------------|
| Clerk - Jeff Stone | 330-356-0486 |
| PF Editor - Bruce Hukill | 330-571-4037 |

Division 1 Volunteer Positions

| | |
|-----------------------------------|--------------|
| Achievement Program - Lloyd Horst | 330-465-7402 |
| Apparel - OPEN | |
| Christmas Dinner - Randy Dettmer | 330-653-3537 |
| Clinics - Jim DiPaola | 330-297-5571 |
| Exhibitions - Matt Woods | 330-465-8724 |
| - Lloyd Horst | 330-465-7402 |
| Membership - Jim Peters | |
| Modules: | |
| HO/Chair - Lloyd Horst | 330-465-7402 |
| NTRAK/T-TRAK - Don Bonk | 330-418-6860 |
| Roster - OPEN | |
| Webmaster - Steve Zapytowski | 330-715-3444 |

**WHO TO CONTACT IN
DIVISION 1
AND THE NMRA****Mid-Central Region**

President - David Neff
email: mcrprez@nmra.org

National Model Railroad Association

President - Gordon Robinson
email: president@nmra.org

The **Peddler Freight** is published each month September through November and January through June. Opinions expressed in this issue may not represent the opinions of the Editor, Division 1, MCR or NMRA.

