



# PEDDLER FREIGHT

Division 1 - MCR - NMRA

Akron - Canton - Youngstown Division

Serving Carroll, Columbiana, Harrison, Mahoning, Portage, Stark,  
Summit, Trumbull, Tuscarawas and Wayne Counties


**WWW.DIV1-MCR-NMRA.ORG**

Volume 23 - Issue 2

October 2015

## SUPERINTENDENT'S MESSAGE

A few years ago I mentioned looking for an Erie or NYS&W panel hopper. Well, this year at Berea, I scored not one, but two! My wish list on my iPhone has paid off. I continue to keep my wish list of odd and unusual items that I am looking for along with standard stuff. (I even keep a separate list of sizes of our furnace filter, shop vacuum filter and printer ink cartridges.)




As a reminder, we are updating the Division Roster. Let Larry Brown or me know of any updated information. Thank you for those folks who filled out the list last month. October will be the last month to get your name on the division roster. We will publish the list for all members in the November Peddler Freight.

December 5, we will be at the Pufferbelly this year for our annual Christmas party. Are you coming? Let me know.


This month, we will be meeting at Jim DiPaola's in Ravenna, OH. I know he is working with Nils from Rob's Trains on his signals. So this month we can view the progress.

Randy Dettmer, Superintendent  
Division 1, MCR, NMR

## Achievement Program



September was a big month for members in our division! Don Avila was presented the Golden Spike Award. Kurt Sanders was mentioned for having won several contests at the regional convention. Steve Zapytowski received five merit awards he subsequently submitted toward his AP certificate for Master Builder Cars.



Also, yours truly was awarded the AP certificate for Chief Dispatcher. In order to promote the AP, I am working on a clinic for our program in March. Contact me if you have any questions or need advice.

James (Jim) Peters, AP Chair

6<sup>th</sup> year



**ROB'S TRAINS**

333 East Main St.  
Alliance, Ohio 44601  
(330) 823-7222

Tues., Thur., Fri. Noon - 8 p.m.  
Sat. 10 a.m. - 3 p.m.

e-mail: [robstrains@roadrunner.com](mailto:robstrains@roadrunner.com)  
Web site: [www.robstrains.com](http://www.robstrains.com)

4<sup>th</sup> year

**Carol Ann Bonk, ABR, GRI**  
REALTOR®

Cell: 330-936-9752  
Office: 330-433-6015  
Fax: 330-875-1179  
[CarolAnnBonk@kw.com](mailto:CarolAnnBonk@kw.com)




**KELLER WILLIAMS**  
LEGACY GROUP REALTY

4580 Stephen Circle, N.W., Suite 100, Canton, OH 44718




Let Carol help you find that perfect spare room, 3 car garage, or basement with a house attached.

3<sup>rd</sup> year



MICHAEL L. BRADLEY  
LUTCF, CISR



**BRADLEY INSURANCE AGENCY**

851 W. Main St. Phone: (330) 296-7622  
Ravenna, OH 44266 Fax: (330) 296-7672  
[www.mbradley.com](http://www.mbradley.com)

2<sup>nd</sup> year

**MAIL POUCH TOBACCO**

Background Quality  
Printed Paper Barn  
Kits N•HO•O Scale


Ray Lora 1869 Whinnery Rd Salem Ohio 44460  
[rayandtwi@yahoo.com](mailto:rayandtwi@yahoo.com) 330-332-5035

THANK YOU ALL FOR YOUR SUPPORT .

**PYA**

Pittsburgh, Youngstown & Ashtabula Railroad  
[www.pyamodelrailroad.com](http://www.pyamodelrailroad.com)

Jim DiPaola  
3201 Summit Road, Ravenna, OH 44266-9018  
330-577-6052  
[Chief1RTFD@aol.com](mailto:Chief1RTFD@aol.com)

 **DAVIES STEEL**

THE  
*Yardley AND Hillton*  
HO Scale Room Size  
**RAILROAD**



RAY LORA  
1869 WHINNERY RD 330-332-5035  
SALEM OHIO 44460 [RAYANDTWI@YAHOO.COM](mailto:RAYANDTWI@YAHOO.COM)

**BONK - RR**  
Bankers of Ohio  
and Northern  
Kentucky Railroad




N-Scale  
**VISITOR'S PASS**

Donald and Carol Ann Bonk 7345 Hahn Street  
Louisville, Ohio 44641 330-875-4567



**DHR** RAIL



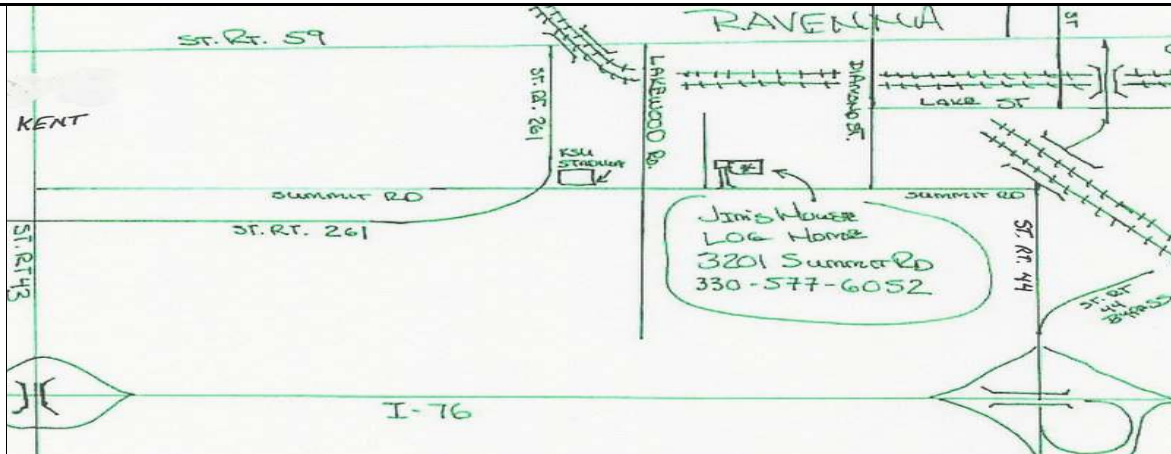

David H. Hazlett, President  
247 Calicoe Drive  
HO Akron, Ohio 44307-2216 DCC  
(330) 434-4565 [dhazlett1@neo.rr.com](mailto:dhazlett1@neo.rr.com)



**THIS MONTH'S MEETING**  
**will be on Sunday, October 18, at**  
**Jim DiPaola's in Ravenna**

Jim lives at 3201 Summit Road, Ravenna OH. 44266 and can be reached at 330-577-6052.  
 The meeting will begin at 2:00 PM. Jim will provide snacks and beverages.

There should be plenty of room to park on the driveway and grass **if the weather is dry.**  
 If it rains, people may have to park on Westwood Drive which runs beside the property.



**TOPICS FOR THE 2015-2016 SEASON CONTEST**

- October** - Re-purposed Railroad Car  
(coal hopper to coke hopper, boxcar to wood chip car, etc.)
- November** - Caboose (any era)
- January** - Steam Loco (any era)
- February** - City or Downtown Building  
(shop, restaurant, business office, etc.)
- March** - Water Tanks (Not tank cars, but any era water tank for steam locos, cities, industries, etc.)
- April** - Billboard Box Car or Reefer  
(any size or era, industrial brands, food products, etc.)
- May** - Critters  
(weird little locos such as GE45T, Plymouth, shop-built, etc.)

Pictures of your models are acceptable, if the model cannot be removed from your layout.

Complete Contest Rules are found on the website  
[www.div1-mcr-nmra.org](http://www.div1-mcr-nmra.org)

**2015 - 2016 DIVISION 1 MEETINGS**

**2015**

- September 20 - Don Bonk - Lewisburg
- October 18 - Jim DiPaola - Ravenna
- November 1 - Division 1 Flea Market -Akron
- November 15 -Jim Peters - Sagamore Hills
- December 3 - Pufferbelly - Kent (Christmas Party)

**2016**

- January 17 - Frank Smith - Barberton
- February 21 - Portland Locomotive Works - Salem
- March 13 - open
- April 17 - Rob's Trains - Alliance
- May 15 - Mike Bradley - Rootstown
- June 19 - Larry Brown - Ravenna

**LS & MJ Railroad**  
 Little Scioto & Mingo Junction  
 216.402.8507  
**Jim Peters**  
 Interested in operation, send email:  
[jpeters711@yahoo.com](mailto:jpeters711@yahoo.com)

# DIVISION 1 CONTEST

## CURRENT STANDINGS

### STANDARD KIT

Glenn Yoder - 4 pts  
Jim Peters - 3 pts  
Don Bonk - 2 pts  
Mike Bradley - 1 pt

### CRAFTSMAN KIT

Don Avila - 4 pts  
Matt Woods - 3 pts  
Bruce Hukill - 2 pts

### KIT-BASHED

Mike Bradley - 2 pts

### SCRATCH-BUILT

Steve Zapytowski - 2 pts

The September contest is Re-purposed Railroad Car.

Glenn Yoder - 1st Place - Kit Bashed



Jim Peters - 2nd Place - Standard Kit



Don Bonk - 3rd Place - Standard Kit



Mike Bradley - Show - Standard Kit



Don Avila - 1st Place - Craftsman Kit



Matt Woods - 2nd Place - Craftsman Kit



Bruce Hukill - 3rd Place - Craftsman Kit



Mike Bradley - 1st Place - Kit-Bashed




**CONTEST**  
(continued)

**Steve Zapytowski - 1st Place - Scratch-Built**



**Clinic Report**

Well, first I'd like to thank Dave Neff for his clinic on *Tools, Techniques and Tips for Building Laser Kits*. I have your notes and now will have to find a nice laser kit to build. Next, I



want to prepare us to welcome Ron Morgan from Division 4, who will give a clinic on his *Ethanol Plant*. You might want to check out a nice Youtube video I found on the subject: [https://www.youtube.com/watch?v=91fmuL\\_1ICs](https://www.youtube.com/watch?v=91fmuL_1ICs) Finally, I want to thank all those who volunteered for this year's clinics. We are fully scheduled

- October – Planning an OP Session by David Hazlett
- November – Ethanol Clinic by Ron Morgan
- December – Christmas Dinner at Pufferbelly
- January – Updates on the Bacher North RR by Frank Smith
- February – 3-D Printing at Portland Locomotive Works
- March – Hands-on Golden Spike Award by Jim Peters
- April – Bench work by Steve Zapytowski
- May – MOW Trucks by Mike Bradley
- June – Touch Screen Control Panel by Steve Zapytowski

James (Jim) Peters, Clinic Chair

**Train Shows and Open Houses  
October thru November**

**Model Train Show – October 18 – 10AM – 3PM**  
Germans' Villa, 3330 Liberty Ave, Vermilion, OH  
Admission \$4, children 9 and under free

**Medina Model Railroad & Toy Show – October 25 – 10AM – 4PM**  
Medina County Community Center, Medina Fairgrounds, Medina, OH  
Admission \$6, children under 12 free

**Charlie's Toys & Trains – October 25 – 10AM – 3PM**  
Ismaila Shriner's Temple, 1600 Southwestern Blvd, West Seneca, NY  
Admission \$5, children under 12 free

**2-Rail "O" Scale Train Meet – October 31 – 9AM – 2PM**  
Lakeland Community College, AFC Auxiliary Gym, Kirtland, OH  
Admission \$7, children under 12 free

**Erie PA Railroadiana and Model Train show – October 31 – 10AM – 4PM**  
Rainbow Gardens, Waldameer Park, 200 Peninsula Dr, Millcreek, PA  
Admission \$5, Senior Citizens & Students 12-18 - \$4, children under 12 free

**Division 1 Model Railroad Flea Market – November 1 – 11AM – 3 PM**  
Akron Yacht Club, 3575 South Main St, Akron, OH  
Admission \$3, family \$5

**Dayton Train Show – November 7 & 8 – 11AM – 4PM**  
Hara Arena, 1001 Shiloh Springs Rd, Dayton, OH  
Admission \$6, children 12 and under free

**Youngstown Model Railroad Assn Open House – November 7 – 8, 14 – 15 – 12PM-6PM**  
Corner of Raccoon Rd & Four-Mile Run Rd, Austintown, OH  
Donation \$4, children 11 and under free

**Greater Wayne County Train & Toy Show – November 8 – 10AM-4PM**  
Buckeye Event Center, 624 Henry St, Dalton, OH  
Admission \$5, children 12 and under free

**Sebring Model Railroad Club Open House  
November 14-15, 21-22- 10AM-5PM**  
216 East Pennsylvania Ave, Sebring, OH  
Donation \$4, children 12 and under free

**Southeast Michigan Model Railroad Flea Market  
November 29 – 10AM-4PM**  
Washtenaw Farm Council Grounds, 5055 Ann Arbor Saline Rd,  
Ann Arbor, MI  
Admission \$4, children 12 and under free

**PEDDLER FREIGHT SUBSCRIPTION FORM**

SUBSCRIPTION COST: \$20 for the publishing year September 2015 through June 2016.

Make checks payable to: Division 1 - MCR - NMRA, INC

Mail to: David Hazlett, Editor Name: \_\_\_\_\_  
247 Calicoe Dr Address: \_\_\_\_\_  
Akron, OH 44307-2216

PIKE AD: \$5 City: \_\_\_\_\_ Zip: \_\_\_\_\_

EMAIL SUBSCRIPTION (Free): email: \_\_\_\_\_

You will continue to receive your 2015-2016 Peddler Freight in the same manner (email or mail) as you currently do. Editor

## MODULE GROUP

We will not hold a module clinic in the 2015-2016 time frame as previously stated. I had a mix-up on the request to reschedule, and we decided to move it to September, 2016 or later.

The Module Group, which includes HO and NTRAK, are preparing our modules for the next show at the Buckeye Event Center in Dalton, Ohio on Sunday, 11/8/ 2015. Setup will be on Saturday, 11/7/ 2015, starting at 5:00 PM.

Larry Madson from Division 4 will be making arrangements for the 2016 National Train Show in Indianapolis next year. We will be joining Division 4 and Boston's Hub Division, again. Go to "You Tube" and search for "NMRA NTS 2014" to see our last national event. Bob, Jr., Jim Williams and I are planning to take the modules to this event. There will be a meeting in the future with Division 4 and Larry Madson to discuss this event.

Please spend some time improving track work and adding scenery to your modules. The NTRAK group assembled their modules at Don Bonk's garage so they could work on wiring and track improvements. Dave Madden has four 6' x 30" modules in the works and has laid track and has wired them. He will be adding the yard scenery and ballasting the track. We are reaching a saturation point in our growth due to the limited area we have at the shows. It would be nice if we could add more venues which might offer more space.

The Module Group can participate in events that are well planned and requested on a timely basis. We do not advertise or go looking for places to show the modules. Do not ask us to go show at an event, but rather, ask the promoter of the show to ask us. Please see a module group member to bring it to our attention. We also need a place that would allow us to setup the modules so we could work on and operate them. Maybe someone has connections with people who have buildings with extra space that might allow us to use the space.

We owe many thanks to those who helped setup and operate the modules at various events. To those who have not come to one of these events, the module group is in need of more participants. You do not need to bring anything. We welcome everyone to use our throttles, engines and rolling stock. If you have equipment that you want to run, bring it. It must be DCC ready, and we can help program a new locomotive to get you started. If we can get you to do that, we hope to convince you to join us regularly. We are also looking for new ideas, and those who build a 4' x 2' module, eight square feet minimum, and add scenery, can apply for the "Golden Spike" and other AP awards.

At the last meeting, Bob, Jr. and I showed our enclosed trailer for the modules. It was open for a walk through so everyone could see the 6' wide x 16' long x 8' high size with two of the four mesh enclosed carts on wheels that are 5' long x 30" wide x 5' high, inside. We can now load the modules into the carts, roll them up ramps into the trailer and strap them in place. This simplifies storage between shows, also. Don Bonk had his NTRAK trailer beside our HO trailer for comparison. Yes, N scale is much smaller. I wonder what a Z scale trailer would look like. I know; how about a motorcycle and a sidecar or little trailer.

Please advise me if you have made any changes to your wiring, track layout or have a new module. We must not hook up any wiring to the layout until it has been tested for shorts. I have a meter that will test the CAT-5 wiring harness, and we can setup the power control box with your module(s) to test for shorts in the track. All new modules must be tested before use. We have lost many hours at previous shows trying to find a problem. It is time to get smart and find the problem before the show. **Do not test any DCC equipment by powering the track using 12 volts DC.** Reversing units and command stations can be seriously damaged.

The Division portion of the 50-50 raffle is placed in the module fund. This fund is shared with the HO and Ntrak groups as needed for division owned equipment. Privately owned modules and equipment are the responsibility of the owner. All request for funds are to be presented to the Module Chairman.

Let's try to be generous and spend \$5.00 for six 50-50 raffle tickets instead of \$1.00 for one ticket. Your generosity in funding the Division 1 Module Group is appreciated.

Bob Ashley, Sr., Module Chairman, 330-644-4778 or [rashleysr@msn.com](mailto:rashleysr@msn.com)  
Jim Williams, Asst. Module Chairman, 330-966-5477 or [jamestwilliams46@yahoo.com](mailto:jamestwilliams46@yahoo.com)  
Don Bonk, NTRAK, 330-418-6860 or [donaldbonk@gmail.com](mailto:donaldbonk@gmail.com)

### Members Report October 2015

The Membership now stands at 109.

#### Renewals & Re-Rails

Robert Ashley	Larry Olsen
Donald Gordon	Kenneth Orchard
John Jansen	Karen Sanders
Jeffrey Jansen	Kurt Sanders
Tim Lissan	Cheryl Welch
John Miller	Glenn Yoder

Special thanks to all those renewing.

# N-SCALE REPORT

by Don Bonk

The September Peddler Freight listed the contests for 2015-2016 meetings. April 2016's contest is "Billboard Box Cars". Finding items for this type of box car or other cars from local sources is easy. Below are some of the materials I have collected for car sides. These then can be turned into decals that are applied to a car like the Dover Electric Symbol on the Hopper which was taken off a business card. Personal use of these symbols generally does not trigger Trademark issues unless it is Union Pacific or other large organizations. Commercial use always will require permission. When I have contacted companies they had never had an issue limited personal use, especially local companies. Wounded Warrior stickers can be applied directly to N scale cars.



Belgrade Gardens Chicken Restaurant of Akron



Maize Valley Farms is located east of Hartville on State Rt. 619



Ice Cream at New Baltimore on State Rt. 44 - Dairy group



Wounded Warrior stickers also come Black on White and White on Gray.



Cookies from Giant Eagle



Chrysler Parts



Dover Ohio Electric Decal on 30-Ton Hopper

## Layout Tours

It's set! The date for the first division 1 layout tour is Saturday, March 12, and we have six members who have signed up to host! I am asking the hosts to send me a selfie and the favorite photo of their layouts. Steve's Tallmook Railroad features meticulous scenery such as in the dock scene, old-time steam locomotives and cutting-edge touch screen control panel. I will highlight at least five more if the *PF* has the room!



What? No fall layout tours! Untrue!!! Layouts in Division Five will be open on two Saturdays, October 24 and Nov. 7. I will have details at our monthly event, and I am sure you can visit the division five's website for more details.



In the meantime, I know some of our members can't make it to the Sunday meetings, but have layouts. Remember, the flyer calling for hosts to volunteer is also on the division website. You can print the form and mail it to me. Better and simpler yet, just provide the info I need via email or even text message. Let's get more hosts! As Ben Lanza in Division 4 says, don't just belong, participate!

Jim Peters, Layout Chair

- I. Welcome:** The meeting was called to order at 2:02 pm. Superintendent Randy Dettmer thanked Don Bonk for hosting the meeting. The contest today is a house. Next month is re-purposed freight car.
- II. Minutes:** A motion was made and seconded to approve the June 2015 minutes as printed in the Peddler Freight. The motion passed.
- III. Treasurer:** Report given by Treasurer Mike Bradley. As of today's meeting the balance in our checking account is \$12,832.39. Our CD is currently earning 1.65% at Portage Community Bank. A motion was made and seconded to accept Treasurer's report subject to audit. The motion passed.
- IV. Membership:** We currently have 110 members.
- V. Committee Reports:**
- A. **Clinics** – Today's clinic is "Tools, Tips, Techniques for Building Laser Kit Structures" by Dave Neff, Division 5.
  - B. **AP** – Report by Jim Peters. Don Avila has been awarded the Golden Spike.
  - C. **Peddler Freight** – David Hazlett gave the report of costs and mailings. The September issue cost \$51.97 to publish and with a \$50.00 coupon from Staples the cost was \$1.97 to publish. Printed subscription is \$20.00.
  - D. **Scale Update** – Amer's in Youngstown has closed. The Whistle Stop in Cuyahoga Falls has closed. Kevin Hess may still be selling hobby supplies.
  - E. **Modules** – Report by Bob Ashley, Sr. Next scheduled setup is November 8, 2015 in Dalton, OH. Setup is November 7, 2015 at 5 PM. The trailer to haul the modules was displayed. The module group is looking to participate at the National Train Show in 2016 at Indianapolis, IN.
  - F. **Web Site** – Our website is up and running. <http://www.div1-mcr-nmra.org/>. Steve Zapytowski is managing the web page. If you want photos of your layout added to the web site please see Steve. The web site has had over 1,000 visitors.
  - G. **Apparel** – See Jim Williams if you have any questions or need to order.
  - H. **Other Events:** NMRA 2016 National Convention is in Indianapolis, IN.

**VI. Division 1 Meetings and Events:**

- A. October 18, 2015: Jim DiPaola – Ravenna, OH – Division 1 Meeting
- B. November 1, 2015: Division 1 Flea Market – Akron Yacht Club
- C. November 15, 2015: Jim Peters – Sagamore Hills, OH - Division 1 Meeting
- D. December 5, 2015: Pufferbelly – Kent, OH – Division 1 Christmas party
- E. January 17, 2016: Frank Smith – Division 1 Meeting
- F. February 21, 2016: Open – Division 1 Meeting
- G. March 20, 2016: Pending
- H. April 17, 2016: Rob's Trains – Alliance, OH – Division 1 Meeting
- I. May 15, 2016: Mike Bradley – Rootstown, OH – Division 1 Meeting
- J. June 19, 2016: Larry Brown – Ravenna, OH

**VII. Old Business:**

- A. Tables are available for Division 1 Flea Market to be held on November 1, 2015 at the Akron Yacht Club. Tables are \$15.00 each. See Bob Ashley Jr.
- B. Ohio Sales Tax is to be collected for all project items sold in Ohio. We are waiting for our Tax ID.
- C. Jaite Station & Freight House project update. The N scale kits are done. Need to create the instructions. There will be 10 craftsman kits and 15 quick kits. The HO kits are in production. There will be 50 passenger station and 25 freight station kits produced.

**VIII. New Business:**

- A. The N scale car project was discussed. Don Bonk presented the information on the AC&Y car and the cost of having the cars done by Micro Trains. A motion was made and seconded to purchase 150 cars, two different road numbers at a cost of \$27.35 per car plus shipping. A show of hands vote was called for. Twenty (20) yes and five (5) opposed. The Bylaws requires the motion to pass by 75% of the members attending the meeting. The motion passed by 80%.

The 50/50 drawing was held. \$55.00 was collected  
30 people attended the meeting.

A motion was made and seconded to adjourn the meeting. Motion passed.  
The meeting adjourned at 3:20 pm.  
Respectfully Submitted,  
Jim DiPaola, Clerk

DIVISION 5 FALL LAYOUT TOURS  
Oct. 24 and Nov. 7  
Information and directions are on our  
website at [www.div1-mcr-nmra.org](http://www.div1-mcr-nmra.org) .



# Tales of a Shay: From Wreck to Reincarnation

## Part 8: Truss Rods

Steve Zapytowski

The new #6 is a truss rod Shay as opposed to a Shay that uses frame girders for support. The truss rod posts seemed a logical place to start. (Note: on a Shay these are not called queen posts.) To begin I drilled a 0.032" hole into a 0.25" x 0.032" brass strip and then scribed their outlines onto it using the posts on the old #6 as a guide. (Figure 63) The posts were then shaped from that strip using a jeweler's saw, files, and sanding strips. (Figure 64) As the left hand posts fit between the firebox and the outside of the frame their shape is different. (Figure 65) If you recall from earlier installments I made this Shay easy to disassemble which is what I did for this part of the project. It made working on the truss rods much easier to deal with.




Figure 63: After applying Dykem to the brass strip, I used a template to scribe a 5/64" circle centered on the 0.032" hole previously drilled. Then the rest of the post's outline was marked using squares and dividers.




Figure 64: This is a right side truss rod post after cutting and shaping it from a brass strip. The slender extension at the bottom of the post will fit into a hole drilled through the underside of the frame.




Figure 65: The left hand truss rod posts required a different shape to fit next to the firebox.



Figure 66: Putting square pegs into round holes. The image above compares placement of the truss rod posts on the old and new Shays #6. Note the steeper angle of the right truss rod on the older version. The steam jam shown is a Precision Scale Company #HO-3101.

A #55 d rill was used to make the mounting holes for the truss rod posts prior to their being soldered into place. (Figure 66) This was literally putting a square peg into a round hole, but it worked well. It was at this point when I that a little nagging voice in the back of my head began saying that this didn't look right, and I wish that I'd listened to it. The posts were much farther apart on the right side (the cylinder side) and result in the truss rods having a much steeper angle on that side. While the right truss rod disappears behind the cylinders in the prototype, it runs at the same angles as the left truss rod. At this point I added a steam (brake) jam to the left side between the posts.

Before proceeding further, some of the side frame details had to be added. The first step was to notch a pair of Shay steps (Figure 67) so they would fit over the frame's side channels. An alligator clip was used to hold them in place for soldering. (Figure 68)



Figure 67: The Shay steps used were Precision Scale #HO-3125. The one on the left shows the notch which was cut into them so they would fit over the frame's side channel.



Figure 68: An alligator clip holds a step in place for soldering. The two holes in the side channel are for the rear end beam support and the right truss rod ends

The side channel detail was laser cut and etched from a piece of 0.011" thick laser board. I drew these parts in AutoCAD in preparation for the laser work and eventually adhered them to the side channels using CA glue. (Figures 69 and 70)

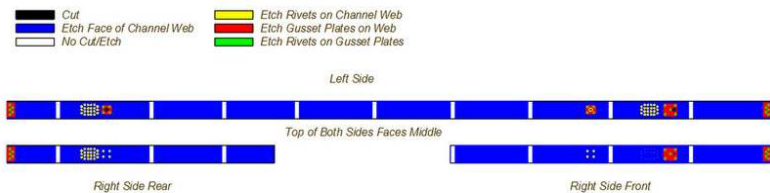


Figure 69: The AutoCAD file used to produce the side channel details for the new Shay #6.



Figure 70: Here the left side channel detail is glued in place. Note the rivets and gusset plates on the part. These are actually scale size.

The truss rod ends were made by peening the end of a piece of 0.032" brass rod. The flattened end was shaped lightly with a sanding block and then piloted with a #76 drill. The hole was then drilled out with a #65 drill. (Figure 71) The truss rod ends are used in pairs. (Figure 72)



Figure 71: This is a finished truss rod end. Here the end is shown after the hole was cleaned up with a small reamer. A total of 8 are required.




Figure 72: A short length of 0.032" brass rod was soldered into the holes of four truss rod ends. Here the second end is still loose on the connecting rod.

Four truss heads were made by drilling three holes across a piece of 0.25" x 0.032" brass strip. A template was made first by center punching the brass strip and then drilling pilot holes with a #76 drill and finishing them with a #65 drill and a small reamer. The #65 drill was used to dimple the brass to mark the hole centers for the four required truss heads. (Figure 73) After drilling they were cut to width and length with a jeweler's saw and filed to their finished shape. Installing the truss rods, the truss ends, and truss heads on the Shay's right side exaggerated the visible angle of the finished assembly. (Figure 74)



Figure 73: The truss head template and a #65 drill bit were used to mark the hole centers for the required four truss heads before they were piloted with a #76 drill.




Figure 74: The greater angle generated by the short distance between the post and the truss rod ends did not look right to me. I took this apart and started over. In the foreground are three truss heads.

In the Shay prototype, the right hand truss posts are located behind the cylinders and thus are out of sight. I installed two dummy posts behind the cylinders and used them to create an angle on the right truss rods that matched the angle on the left side. (Figure 75) After the left side truss rods were finished I reinstalled the firebox and the ash pan. (Figure 76)



Figure 75: The dummy truss posts that will be hidden behind the cylinders. These were just 0.032" brass rod soldered into holes drilled in the frame. They are shorter than the posts they replaced and were used to achieve a better angle on the right side truss rods.



Figure 76: This shows the left side of the new #6 with the firebox and ash pan reinstalled. The steam jam sits between the truss posts.

Next , I will work on the brake detail for my new #6. To be continued...

# DIVISION 1 MODEL RAILROAD FLEA MARKET

SUNDAY, NOVEMBER 1, 2015  
11 AM - 3 PM

SMALL SIZE: 22 tables

NO LONG LINES

DIVISION 1 N GAGE MODULAR LAYOUT

LOW PRICE: \$3; \$5 family

CLOSE, FREE PARKING

CONCESSION STAND

THIS IS THE PLACE FOR A MODEL RAILROADER  
TO SELL OR TRADE HIS RAILROAD ITEMS.

**You might find that one item you saw years ago and didn't buy.**

You will **not** find the newest and latest items here.

Here you will find individuals offering older, used or excess equipment.



The Flea Market will be held at:

The Akron Yacht Club  
3575 South Main St.  
Akron, Ohio



Tables (@6 feet) are \$15 each.

Contact: Bob Ashley, Jr.  
3656 Shikellamy Dr.  
Akron, OH 44319-3742

330-645-6175 evenings

[tubtoy3656@aol.com](mailto:tubtoy3656@aol.com)

22 tables available. Request your tables  
early. Setup starts at 9 am.

Name: _____
Address: _____ _____
Phone: _____
email: _____
Number of tables: _____ x \$15 = _____ Limit of 4 tables.

**PEDDLER FREIGHT**

247 Calicoe Dr  
Akron OH 44307-2216  
Publication of Division 1 - MCR - NMRA  
The Akron, Canton, Youngstown Division

**First Class**

**Division 1 Officers**

Super. - Randy Dettmer . . . . . 330-653-3537  
Asst. Super - Jim Peters . . . . . 216-402-8507  
Treasurer - Mike Bradley . . . . . 330-325-7622

**Division 1 Appointees**

Clerk - Jim DiPaola . . . . . 330-297-5571  
PF Editor - David Hazlett . . . . . 330-434-4565

**Division 1 Volunteer Positions**

Achievement Program:  
Jim Peters . . . . . 216-402-8507  
Apparel - Jim Williams . . . . . 330-966-5477  
Christmas Dinner:  
Randy Dettmer . . . . . 330-653-3537  
Clinics - Jim Peters . . . . . 216-402-8507  
Contest - David Hazlett . . . . . 330-434-4565  
Membership - Larry Brown . . . . . 330-221-6067  
Modules:  
HO/Chair- Bob Ashley Sr. . . . . 330-644-4778  
HO/NTRAK - Jim Williams . . . . . 330-966-5477  
NTRAK - Don Bonk . . . . . 330-418-6860  
Roster - Larry Brown . . . . . 330-221-6067  
Webmaster:  
Steve Zapytowski . . . . . 330-715-3444

**WHO TO CONTACT IN  
DIVISION 1  
AND THE NMRA**

Mid-Central Region  
President - Steve Kaplan  
e-mail MCRPREZ@HQ.NMRA.ORG

National Model Railroad Association  
President - Charlie Getz  
email PRES@HQ.NMRA.ORG  
Vice President -Dave Thornton  
email VP@HQ.NMRA.ORG

The "Peddler Freight" is published each month September through November and January through June. Opinions expressed in this issue may not represent the opinions of the Editor, Division 1, MCR or NMRA. Suggested donation is \$20.00 a year. Checks payable to Division 1-MCR-NMRA, Inc. may be mailed to D. Hazlett, Editor, 247 Calicoe Dr., Akron, OH 44307-2216.

