



# NMRA

## PEDDLER FREIGHT

Division 1 - MCR - NMRA  
Akron - Canton - Youngstown Division

Serving Carroll, Columbiana, Harrison, Mahoning, Portage, Stark,  
Summit, Trumbull, Tuscarawas and Wayne Counties

[www.div1-mcr-nmra.org](http://www.div1-mcr-nmra.org)

Volume 33 - Issue 5

February 2026

### Superintendent's Bulletin



Winter in Ohio is very challenging at times. Freezing temperatures and snow combine to make driving very difficult at times. If you have to go out, leave early, drive slowly and arrive safe.

If you don't have to go out, hopefully you get to spend some time on model railroading by working on an unfinished project or just running your trains. Maybe you've thought about operations or in some way

giving your trains a purpose for them moving about. Maybe you want to tackle a project that has slowed down because you're not sure how to do something. Our hobby of model railroading has a lot of modelers who are knowledgeable and willing to help others learn to do things. Articles in a hobby magazine, online articles on hobby related websites and good old YouTube are just a few places one can go to get information. But wait, there's more!

Thanks to the generosity of the NMRA, our Division was gifted 87 DVD's. Every one of them is related to some aspect of model railroading and are informative and instructional. These were gifted to our Division so our members had a resource for modeling information. These DVD's are meant to be loaned out to Division 1 members and then returned back to the keeper of the DVD's. We are currently working on a process to loan these DVD's out but wanted to let our members know what we have available. The list will be posted on our website as well as on page 7 of this issue of the Peddler Freight.

Our February meeting will be at the Kent Free Library in Kent, Ohio. We will have a clinic by John Blystone who recently joined the NMRA. He designed a DCC system that's inexpensive, compact and works with a smart phone. He has a small switching layout to demonstrate how it works. This should be very informative.

All Aboard!!!  
Jim DiPaola, Superintendent  
NMRA, MCR, Division 1



(above) Matt Woods' representation of an old weathered barn. Steve Zapytowski's in progress modeling of *Boring Iron and Timber* as seen on page 3. On pages 5 - 6 Sam Eisele tells how a box of discarded parts from a fellow modeler in Indianapolis sparked his Tropicana themed T-TRAK module. Division 1 members have quite an eclectic approach to modeling trains. Enjoy the hobby.

### 2026 Division 1 Events

February 15 - Kent Free Library  
March 15 - TBA  
April 19 - TBA  
May 17 - Glenn Yoder  
June - Date and location TBA

**Division 1, MCR, NMRA  
Meeting Minutes  
January 18, 2026**

**1. Welcome:**

- ~ Call to order: 2:00 PM.
- ~ By: Jim DiPaola, Superintendent.
- ~ Participants: 21.
- ~ Location: Kent Free Public Library.
- ~ Welcome new member Chad Zemba
- ~ Previous meeting minutes published in Peddler freight.
- ~ Motion carried to approve minutes.

**2. Clerk:** Jeff Stone (absent) No report

**3. Treasurer:** Mike Bradley:

- ~ Report presented by treasurer. Available on request.

**4. Superintendent:** Jim DiPaola:

- ~ Welcomed everyone back after holidays.
- ~ Discussion over Division 1 elections this coming spring. Both Superintendent Jim DiPaola and Asst. Supt. Sam Eisele are term limited. Procedures and timelines were reviewed. Biographies of candidates will appear in the April Peddler Freight. Jim Peters will tabulate votes.

**4a. Assistant Superintendent:** Sam Eisele: No comments.

**5. Peddler Freight Committee:** Bruce Hukill:

- ~ Six mailed copies.

**6. Membership Committee:** Jim Peters:

- ~ Current membership 79.

**7. Clinic Committee:** Jim DiPaola: No report.

**8. Achievement Committee:** Lloyd Horst: No report.

**9. Module Committee HO:** Bob Gurdak:

- ~ A few glitches in HO modules were noted from the Age of Steam setup. Age of Steam invited Div. 1 to again display the T-TRAK modules for the 2026 *Santa Comes to the Roundhouse*. Due to the success of *Santa Comes to the Roundhouse* the Age of Steam has added a Friday evening to the schedule. December 11 display time is 5 - 9 PM with Saturday December 12 hours 9 AM - 1 PM. There was some discussion regarding possibly setting up the N scale T-TRAK modules.
- ~ The next display of both HO and N scale modules is at Division 1 member Gary Kohler's Narrow Gauge Show March 26 - 28.

**10. Facebook Committee:** Trev Smith:

- ~ Working on featuring Div. 1 layouts. Trev may be leaving Division 1 as he moved.

**11. Website Committee:** Steve Zapytowski: The website continues to receive 60-70 visits a month with between three to five being new visits.

**12. Old Business:** None.

**13. New Business:** Discussion around having a Division 1 Library with possible items to borrow being common tools, static grass machines and turnout jigs. Other divisions have such libraries. Jim DiPaola noted that Division 1 does have DVD's that were provided by the NMRA. These will be available for lending soon.

**14. Bring and Brag:**

- ~ Steve Zapytowski displayed 3D printed conveyors, cat walks and HO roofing to scale. Very nice work.
- ~ Sam Eisele displayed a maintenance of way train.
- ~ Matt Woods displayed a module he recently completed.
- ~ Matt Albright shared some C A&P historic documents.

**15. Good of the Order/Announcements:**

- ~ Welcome back to renewed members Matt and Sondra Woods..
- ~ 50/50 winner: Gary Kohler took home the cash. Matt Woods won a NMRA calendar.

**16. Adjournment:** At motion carried to adjourn meeting, Steve Zapytowski

Respectfully submitted,  
Sam Eisele  
Assistant Superintendent, substitute Clerk



# January Bring - N - Brag



(above) Steve Zapytowski MMR displayed his continued progress on *Boring Iron & Timber*.  
(left) Matt Woods displayed a scene with an old barn.



# January Clinic

## 'Easy Peasy' Rust with Depth



Sam Eisele presented a clinic on *Easy Peasy* weathering of any metal surface using powders and alcohol. Sam showed how to give the rust "depth" through the buildup of chalks.



All photos this page by Bob Gurdak



# To Build a T-TRAK Module? - Part 2

## Sam Eisele Receives a Package from Indy!

As promised, my buddy Joe went back to Indianapolis and boxed up all of his leftovers and sent them to me! He was probably glad to get some more space in his train room since I convinced him that his layout “wasn't really done.” Sounds familiar.

There it was, a bright yellow card in my mailbox stating go to the counter to collect a package. Kind of like Monopoly, Pass Go collect \$200. The postman went to the back and appeared with my box. It was much bigger than I expected. I hustled out to my truck, all the while, suppressing the urge to tear into it in the parking lot. As I raced home the anticipation grew. Once I got home it was time for the big reveal. Joe didn't disappoint! Inside were bags of leftover parts, pieces of styrene and some unopened kits! Most of the kits looked as though they had been around since the Civil War, but I didn't care.

I spread everything out and started taking inventory of what I had. It ends up as I probably got enough stuff to make a scale model of Akron – watch out Rod Stewart! “Upon further review” as they say in the football game, or should I say upon closer inspection... well, let's just say the lights got dim. Not all of my newfound “treasure” was let's just say “a treasure.” Most of the parts turned out to be *Pikestuff* which is good because that stuff usually goes together pretty well. USUALLY! Once I spread everything out and sorted it into like piles; the piles didn't lay very flat. Yes, you guessed it, warped, twisted, and the one bright spot, some pristine pieces. I'm thinking, at the very least I could get a couple cans of rust colored paint and become the scrap metal king! A giant scrapyards module! That would be much easier and quicker... Nah - I'm up for the challenge.

What build? I've built plenty of buildings for my Tropicana plant - yeah the same Tropicana plant for my unfinished layout. I decided to scale down one of my favorite buildings that I call the incoming/sorting building. I call it that because that's what they do there and I don't know what it's really called. It's a fairly busy place which should give the curb appeal that Bruce is looking for. Scaling that down shouldn't be that difficult... I'll Google it! Upon doing research for still uncompleted layout, I found that info on the Tropicana processing plant isn't that easy to come by anymore. In “olden days,” you USED to be able to roll up to the plant in Bradenton and go on a tour of the whole plant complete with a tall glass of “fresh squeezed” at the end. NOT ANYMORE!  
(continued on page 6)



(top) Sam's “incoming/sorting building” begins to take shape.  
(above) Blocks of wood are just one technique Sam used to rein in the unruly building panels.




With a lot of help from Mike Bradley (a former U2 pilot) I have been able to put together an idea of what the plant looks like; or as I call it "Area 51 of Florida." When I went there to visit, the gate looked very similar to the DMZ - NOT REAL FRIENDLY! With my stack of green overhead photos of the Tropicana plant I was ready to get started. Surprising how very similar these pictures look to others of North Korean missile sites, Cuba? What are they really doing there?

Finally to the building – I got my module out and started laying out parts for a mock up of what might fit. My thought was I'll go three stories. That would be an "eye-catcher" since most modules I've seen don't have much height. It will have to be built pretty sturdy to withstand the abuse it will be subjected to during travel, set-up, etc. Finally the blue tape mock up. Not bad but... several of these pieces weren't square, were warped, etc. Cue the scary nightmare music. With a lot of measuring, sanding, cutting, heavy weights, I was able to make some workable walls. I will confess it was challenging. I now know cuss words in nine languages and two more that I made up. Any imperfections I will blame on "banged around in transit."

My next step was: a) make the building, put it on the box and be DONE or b) open the doors and windows and detail everything. I chose Plan B, because Plan A was too boring and I wanted to show the people what's going on at Tropicana.

That's enough for rambling for this month. Next time I'll actually get into the build and you can join the insanity as it happened. Thanks for putting up with me again.

Sam Eisele




(top) Sam's "incoming/sorting building" begins to take shape. (above) Blocks of wood are just one technique Sam used to rein in the unruly building panels.

## Greetings From the Snowy Amherst Train Show - NOT!

Trish and I started out Thursday on a long awaited trip to the Amherst train show. We wanted to make a leisurely two day trip to the show. After a pleasant five hour drive we arrived in Wilkes-Barre, Pennsylvania. Spent the night with plans to drive the remaining 3 1/2 hours on Friday. Then all we heard were severe weather warnings 18 to 24 inches of snow on Sunday. At breakfast on Friday morning the weather alarmist kept touting "Snowmageddon." The more we talked about it the more of a bad feeling I got. It looked like we could get to the show without any problems and get through both days of the show, but getting home (9 - 10 hours on a good day) wasn't looking good. After one more foreboding weather forecast blared across the TV – common sense set in. We were turning around and heading back home on dry, not so crowded roads.

The prospects of getting stuck in an expensive hotel room for God knows how long and driving home on sketchy roads turned into a no-brainer. So after a leisurely 700 mile trip to Wilkes-Barre and back, here's my report:



- Show opened on time promptly at 10 AM Saturday, January 24.
- I visited it via YouTube on my phone; no standing in line!
  - Lots of the latest beautiful and overpriced offerings from the usual national vendors were on display.
  - There appeared to be plenty of space to move around in the aisles = sparse attendance.
  - Can't wait to see tomorrow's post to see what else I missed.
  - I enjoyed day one of the show sitting in front of my fireplace, feet didn't hurt, and my wallet was still reasonably full.
  - The downside - I didn't get to come home with the truck full of neat stuff and an empty wallet.
- "Wait until next year"... Where have I heard that before living in NE Ohio?!
- Next month hopefully a report from your "Roving Reporter" from hopefully a warm train show in Venice, Florida.
- Until then, stay warm.

Sam Eisele, Roving Reporter



# Division 1 DVD Library

DVD #	Title	Presenter
VVSJ1	Detailing Passenger Cars	Dr. Joe Nichols Sr., MMR
VV200	Model Railroading: A Family Hobby	Ben Pearlman
VV202	Model Railroading Unlimited	Rick Harper
VV210	All About Trains: Visit To NMRA HQ	Ben Pearlman
VV510	Computer and Railroad Together	Mark Hanslip
VV601	Build Your Own Turnouts	Gil Freitag
VV602	Forgotten Details	Terry Bacus
VV603	Modeling An Historic Site	Russell Straw
VV604	Modeling Tips & Tricks	Pete Moffett, MMR
VV606	Prototype Track Layout Design	Russell Crump
VV608	Styrofoam Scenery	Mike Hurlburt
VV609	Freight Car Loads	Robert A. Rue
VV702	NMRA Achievement Program	Pete Moffett, MMR
VV709	Modeling With Common Household Materials	Dick Btiggs, MMR & Howard Smith, MMR
VV710	Painting Backdrops With A Dirty Brush	Bob Gatland
VV711	Prototype Bridge Building	Lloyd Keyser
VV712	Styrene Construction and Casting	Roger Chrysler
VV713	Right-Of-Way Details	Tony Steele
VV714	Planning For Realistic	Ralph Wehlitz, MMR
VV715	A History Of The 40' Boxcar	Bill Welch
VV716	Perfect Decals	Jim White
VV801	Advanced Techniques For Laser Kit Assembly	Charlie Getz
VV802	Backdrop Painting: Forested Scenery	Paul Rising
VV803	Basic Model Railroad Photography	Bill Schaumburg
VV804	Building An Advanced Car Kit	Larry Wolohon, MMR
VV805	Contest Judging	Marty Vaughn, MMR
VV806	Creating Unique Lineside Structures	Richard Newmiller
VV807	DCC and Advanced Operations	Charles Gregory
VV808	DCC Decoders, Prototypical Lighting, Sound and Operation	Charles Gregory
VV809	Foreground Scenery Techniques For All Skill Levels	Paul Scoles, MMR
VV810	Hand Laying Track On Foam Board	Bill Nesbit
VV811	Hints, Tips, Clothespins, Toothpicks and Cheap Tools	Jeff Moorman
VV812	Intro To JMRI and Decoder Pro	Dave Duchamp
VV813	It Figures	Ken Liesse
VV814	Kadee Couplers: A Treatise	Paul Hobbs
VV815	Large Layouts, Small Rooms	Don Mitchell
VV816	Model Railroad Photography	Fred Lango
VV817	Modeling With Design Preservation Models	Fran & Miles Hale, MMR
VV818	Planning Your Model Railroad: Prototype vs Freelance	Larry DeYoung
VV819	Populating Your Layout	Marty Vaughn, MMR
VV820	Quick Interiors	Michael Tylick
VV821	Red Brick Factories & Brown Boxcars	Greg Johnson
VV821	Resin Casting For Model Railroaders	John Marshall
VV823	RTV Mold Making And Resin Casting	Joel Bragdon
VV824	Scenic Detailing	Sam Swanson
VV825	Setting The Scene	John Lowrance, MMR
VV826	Steam Locomotives For Dummies	Ted Culotta
VV827	Streets, Roads and Highways	Al Carter
VV828	The Bar Mills Approach To Diorama Building	Art Fahie
VV829	The Joy Of Spline Roadbed	John Marshall
VV830	The Practice Of Density Modeling	Art Fahie
VV831	Tips And Tricks For Scratch Building	Leslie Eaton, MMR
VV832	Tools, Tools, Tools	Doug Geiger, MMR
VV833	Trestle Building	Mike Barrett
VV834	Working With Foil	John Johnson, MMR
VV835	Choosing, Using, Maintaining and Troubleshooting Your Airbrush	Ken Schlofeldt
VV836	Be A Contest Winner	Ron Gough, MMR
VV839	Tips & Techniques: Resin Kit Assembly	Jack Burgess, MMR
VV840	Using The NMRA Standards Gauge	Paul Vaughn
VV841	Lumber Industries That Fit Model Railroad Empires	Jim Zeek
VV842	Modeling Steam-Powered Saw Mills	Jim Zeek
VV843	Scratchbuilding & Kitbashing Using Household Materials, Part 1	Leonard Amrhein
VV844	Scratchbuilding & Kitbashing Using Household Materials, Part 2	Leonard Amrhein
VV845	Building Resin Freight Cars	Larry Wolohon, MMR
VV846	Helix Design Considerations & Building The Behemoth Helix	Mark Brunton
VV847	Digital Layout Photography Made Easy	Tim Garner
VV848	Design And Build A Helix	Jim Heidt
VV849	Modeling Agricultural Railroad	Lee Rainey
VV850	Turning Inexpensive Styrene Kits Into Front Row Buildings	Katharine Alley
VV851	Unique Features And Use Of DCC Specialties Products	Larry Maler
VV852	Let's Make A Scene	Lou Sassi
VV853	Consider Z Scale	Bob Mitchell
VV854	GIPX: Realistic Windows And Interiors For Buildings	John Richards
VV855	Introduction To Prototype Research	Henry Freeman
VV856	CADRAIL Basics	Dennis Vaccaro
VV857	Styrene Scratchbuilding: Prototype Freight Cars	Richard Newmiller, MMR
VV858	Digital Imaging In Model Railroading	Bill Brown, MMR
VV859	Seven Simple Structures	Sam Swanson
VV860	Turnout Construction For Appearance & Reliability	Bill Ataras
VV861	Modeling Grade Crossing Scenes	Bill Ataras
VV862	Modeling From The Prototype	David Leider, MMR
VV863	Multi-Deck Model Railroad Design & Construction	Tony Koester
VV864	Is Model Railroading A Mental Disorder?	Ron Mihordin
VV865	CADRAIL Applications	Dennis Vaccaro
VV866	75 Years Of Development And Achievement In Model Railroading	Paul Hobbs
VV867	Operations Overview	Tony Koester
VV868	Railroading Merit Badge	John Nawn



# JOIN US AT THE 32nd Annual Narrow Gauge Show March 26-28, 2026



All Scales and Gauges Welcome  
HOn30, HOn3, Sn2, Sn3, On2, On30, On3

FIRST FRIENDS CHURCH  
1028 JENNINGS AVE.  
SALEM, OH 44460

- ♦ Vendors
- ♦ Clinics
- ♦ Model Contest/Display
- ♦ Manufacturers
- ♦ Operating Layouts
- ♦ On Site Food

#### Tentative Schedule:

**Thursday:** Evening setup—7:00—9:00 p.m. (this could change so stay in contact)

**Friday:** Setup—8:30 a.m. Show opens at noon. Early entry and registration are open at 8:30 a.m.

**Saturday:** Setup—8:00—9:00 a.m. Show opens at 9:00 a.m. Show closes at 3:00 p.m.

**Layouts & Displays:** Contact us with your needs.

**Modular Layouts:** All scales and gauges are welcome!

**Clinicians:** If you wish to present a clinic, please contact us.

#### FOR MORE INFORMATION CONTACT:

GARY KOHLER

P.O. BOX 133 WASHINGTONVILLE, OH 44490

330-719-0264

M2FQ@AOL.COM

<https://shop.portlandlocomotiveworks.com/13-32st-annual-narrow-gauge-show>

NAME: \_\_\_\_\_ PHONE: \_\_\_\_\_

ADDRESS: \_\_\_\_\_

EMAIL ADDRESS: \_\_\_\_\_

VENDOR 1 TABLE @ \$50: \_\_\_\_\_ NUMBER OF ADDITIONAL TABLES @ \$15: \_\_\_\_\_

INDIVIDUAL REGISTRATION @ \$20: \_\_\_\_\_ AMOUNT PAID: \_\_\_\_\_ BY: \_\_\_\_\_

HOSTING A CLINIC: YES \_\_\_\_\_ TITLE: \_\_\_\_\_

BRINGING A LAYOUT: YES \_\_\_\_\_ SPACE REQUIREMENT: \_\_\_\_\_

ALL CHECKS PAYABLE TO GARY KOHLER


<https://shop.portlandlocomotiveworks.com/13-32st-annual-narrow-gauge-show>

# T-TRAK Layouts Again at Narrow Gauge Show



Gary Kohler has again invited both the N scale and HO scale T-TRAK layouts to the **32<sup>nd</sup> Annual Narrow Gauge Show** to be held March 26-28 in Salem, OH. Set up will be Friday morning starting at 8:30 AM. The show will open at noon on Friday. Show hours Saturday are 9 AM - 3 PM.

Gary asks that Division 1 members pitch in an hour or two to help with the show, especially at tear down on Saturday. Members participating with the T-TRAK layouts will get free admission to the show. If you plan to attend please verify number of modules and tables you will bring at the February 15 meeting. If not attending the meeting but still going to the show please contact Bob Gurdak, Lloyd Horst or Bruce Hukill.



(top) Glenn Yoder sets up on the HO T-TRAK modules in 2025.  
(above) Lloyd Horst places cars on the N scale T-TRAK modules in 2025.



THIS MONTH'S MEETING

# Sunday, February 15, 2026

Kent Free Library  
312 West Main Street  
Kent, OH 44240

New Div. 1 member John Blystone will present a clinic on a system he designed for DCC that's inexpensive, compact and works with a smart phone. He has a small switching layout to demonstrate it.

**Bring a snack to share and a drink of your own.**

**Please bring your Bring-N-Brag items to share.**

**Meeting begins at 2 PM**

13<sup>th</sup> Year



**MICHAEL L. BRADLEY**  
LUTCF, CISR

---

**BRADLEY INSURANCE AGENCY**

---

[WWW.MBRADLEY.COM](http://WWW.MBRADLEY.COM)



851 W. Main St.  
Ravenna, OH 44266  
Email: [michael@mbradley.com](mailto:michael@mbradley.com)

Phone: (330) 296-7622  
Fax: (330) 296-7672



**Sam Eisele**  
(330) 322-3487  
NMRA Division 1




P.O. Box 652  
Mantua, OH 44255




**THE TILLAMOOK & ASTORIA**  
RAILROAD COMPANY

**Steve Zapytowski, MMR 612**  
Division 1, MCR, NMRA  
330-678-4583  
[szapytowski@neo.rr.com](mailto:szapytowski@neo.rr.com)  
[www.div1-mcr-nmra.org/steve-zapytowski](http://www.div1-mcr-nmra.org/steve-zapytowski)


Northwestern Oregon Circa 1912 — HO and HO<sub>n3</sub>








**Pittsburgh, Youngstown & Ashtabula Railroad**  
[www.pyamodelrailroad.com](http://www.pyamodelrailroad.com)

Jim DiPaola  
3201 Summit Road, Ravenna, OH 44266-9018  
330-577-6052  
[Chief1RTFD@aol.com](mailto:Chief1RTFD@aol.com)

**DAVIES STEEL**



**LS & MJ Railroad**  
Little Scioto & Mingo Junction

216.402.8507

**Jim Peters**  
Interested in operation send email:  
[jpeters711@yahoo.com](mailto:jpeters711@yahoo.com)

# Train Shows and Open Houses

**Iron and Steel Winter Blizzard February 7  
Train Show and Expo**  
St. Mary's Assumption Social Center  
356 S. Belle Vista Ave., Youngstown 44509  
Admission: \$7.00, under 16 free 9 AM - 2 PM

**A President's Day Celebration February 13  
at the Painesville RR Museum**  
475 Railroad Street, Painesville 44077  
Admission: Free, donations accepted 6 - 8 PM

**Canfield Toy and Train Show February 14**  
Canfield Fairgrounds, 7265 Columbiana, Canfield 4406  
Admission: \$8.00 10 AM - 3 PM

**'O' Gauge Model Train Sale February 21**  
Painesville Railroad Museum  
475 Railroad Street, Painesville 44077  
Admission: Free, donations accepted 9 AM - 3 PM

**Akron Train and Toy Show March 1**  
Emidio's & Sons Expo Center, 48 E. Bath Rd.  
Cuyahoga Falls, OH 44223  
Admission: \$5.00 9 AM - 3 PM

**Wooster Train and Toy Show March 14**  
Wayne County Fairgrounds, Wooster  
Admission: \$8.00 10 AM - 3 PM

**Div. 5 Railfest March 21 - 22**  
Lakeland Community College  
7700 Clocktower Dr., Kirtland 44094  
Admission: \$9.00, Family \$16.00 10 AM - 4 PM

**32<sup>nd</sup> Annual Narrow Gauge Show  
March 26-28**  
First Friends Church, 1028 Jennings Ave.,  
Salem, OH 44460  
Admission: \$20.00 for all days  
Fri. 12 - 3 PM, Sat. 9 AM - 3 PM

**Division 1 T-TRAK modules will be running.**

**TCA Spring Train Show March 28**  
Cuyahoga County Fairgrounds  
164 Eastland Rd., Middleburg Heights 44017  
Admission: \$8.00 9 AM - 3 PM

**Youngstown Model RR Assoc. April 12  
Toy and Train Flea Market**  
Parish Center, 4490 Norquest, Austintown 44515  
Admission: \$7.00 10 AM - 3:30 PM

**Medina Toy and Train Show April 12**  
Medina County Fairgrounds, Medina 44256  
Admission: \$8.00 9 AM - 3 PM

---

## PEDDLER FREIGHT SUBSCRIPTION FORM

Division 1 has moved to email publishing of the Peddler Freight. There is no cost for the email Peddler Freight. However, your support for Division 1 would be appreciated.  
SUBSCRIPTION COST: \$5.00 for the publishing year September, 2025 through June, 2026. Make checks payable to:  
Division 1 - MCR - NMRA

Mail to: Bruce Hukill, editor  
901 Wicket Dr.  
Akron, OH 44307

Name \_\_\_\_\_

PIKE AD: \$5

Address \_\_\_\_\_

EMAIL SUBSCRIPTION (Free)

City \_\_\_\_\_ Zip \_\_\_\_\_

Email \_\_\_\_\_



**PEDDLER FREIGHT**

901 Wicket Drive  
Akron, OH 44307

Publication of Division 1 - MCR - NMRA  
The Akron, Canton, Youngstown Division

First Class

**Division 1 Officers**

Superintendent	- Jim DiPaola	330-297-5571
Asst. Supt.	- Sam Eisele	330-322-3487
Treasurer	- Michael Bradley	330-325-7622

**Division 1 Appointees**

Clerk	- Jeff Stone	330-356-0486
PF Editor	- Bruce Hukill	330-571-4037

**Division 1 Volunteer Positions**

Achievement Program	- Lloyd Horst	330-465-7402
Social Media	- Trev Smith	
Christmas Dinner	- Jim DiPaola	330-297-5571
Clinics	- Jim DiPaola	330-297-5571
Exhibitions	- Lloyd Horst	330-465-7402
Membership	- Jim Peters	216-402-8507

**Modules:**

West Div. Chair	- Lloyd Horst	330-465-7402
East Div. Chair	- Bob Gurdak	330-506-8550

Webmaster	- Steve Zapytowski	330-715-3444
-----------	--------------------	--------------

**Who to contact in Division 1  
and the NMRA****Mid-Central Region**

President - Jerry Doyle  
Email: [mcpres@nmra.org](mailto:mcpres@nmra.org)

**National Model Railroad Association**

President - Gordon Robinson  
Email: [president@nmra.org](mailto:president@nmra.org)

The **Peddler Freight** is published each month September through November and January through June. Opinions expressed in this issue may not represent the opinions of the Peddler Freight Editor, Division 1, MCR or the NMRA.



**NMRA**